SATHYABAMA

INSTITUTE OF SCIENCE AND TECHNOLOGY
(DEEMED TO BE UNIVERSITY)
Accredited with "A" grade by NAAC I 12B Status by UGC I Approved by AICTE
Jeppiaar Nagar, Rajiv Gandhi Salai, Chennai – 600 119
www.sathyabama.ac.in

SCHOOL OF BUILDING AND ENVIRONMENT
DEPARTMENT OF ARCHITECTURE
PRACTICAL TRAINING PORTFOLIO (SAR4063)
MAY 2022

Name of the Student	: CHANDINI	Semester	: X
KUMARReg No.	: 37210008	Batch	: 2017-2022

SATHYABAMA

INSTITUTE OF SCIENCE AND TECHNOLOGY
(DEEMED TO BE UNIVERSITY)
Accredited with "A" grade by NAAC I 12B Status by UGC I Approved by AICTE
Jeppiaar Nagar, Rajiv Gandhi Salai, Chennai – 600 119
www.sathyabama.ac.in

SCHOOL OF BUILDING AND ENVIRONMENT

DEPARTMENT OF ARCHITECTURE

VIVA-VOCE EXAMINATION

This is to certify that the practical training SAR 4063 is the work of **CHANDINI KUMAR** who had undergone training in **L&T Construction** has been monitored by the continuous assessment during JANUARY 2022 to MAY 2022.

Dr.Devyani Gangopadhyay
DEAN

Submitted for Viva voce Examination held on 09/05/2022

Internal Examiner

Ar. Deepak Rao

External Examiner

Bonafide Certificate

SATHYABAMA
INSTITUTE OF SCIENCE AND TECHNOLOGY
(DEEMED TO BE UNIVERSITY)
Accredited "A" Grade by NAAC | 12B Status by UGC | Approved by AICTE
www.sathyabama.ac.in

Date: 23 December 2021

To whomsoever it may concern

A part of the Academic requirement and the regulations of Sathyabama Institute of Science and Technology and the Council of Architecture, our student **CHANDINI KUMAR (3721008)** is required to undergo professional training from the month of January 2022, for a minimum span of 90 working days in his X semester. The training has to be done under a senior registered architect with minimum of 5 years of professional experience.

The student will have to submit a documentation report (supported with copies of work done by him, duly attested by the architect) of all the drawings and site related activities undertaken under the supervision of Principal architect at the end of training period to the institution. It is requested that **CHANDINI KUMAR (37210008)** may be given an opportunity to undergo training in your Architectural firm.

Kindly send an appointment letter to the undersigned stating that the student has been selected as a trainee architect in your esteemed office.

Thanking you

Dr. Devyani Gangopadhyay

Dean, School of Building and Environment

SATHYABAMA

INSTITUTE OF SCIENCE AND TECHNOLOGY
(DEEMED TO BE UNIVERSITY)
Accredited with "A" grade by NAAC I 12B Status by UGC I Approved by AICTE
Jeppiaar Nagar, Rajiv Gandhi Salai, Chennai – 600 119
www.sathyabama.ac.in

DECLARATION

I **CHANDINI KUMAR** hereby declare that the Training Report **JANUARY 2022 - MAY 2022** done by me under the guidance of **Ar. ASHISHDEEP & Ar. BHAGYALAKSHMI** is submitted in partial fulfillment of the requirements for the completion of practical training session.

DATE : 09/05/2022

PLACE : CHENNAI

SIGNATURE OF CANDIDATE

ACKNOWLEDGEMENT

I am pleased to acknowledge my sincere thanks to the Board **of Management of SATHYABAMA** for their kindencouragement in doing this project and for completing it successfully. I am grateful to them.

I convey my thanks to **Dr. Devyani Gangopadhyay,** Dean, School of Building and Environment and **Dr. SURESH KUPPUSAMY,** Design Chair, Department of Architecture for having been a constant source of support and encouragement.

I wish to express my thanks to all Teaching and Non-teaching staff members of the Department of who were helpful inmany ways for the completion of the project.

I would like to express my sincere and deep sense of gratitude to my **Ar.Ashishdeep** and **Ar. Bhagyalakshmi**, **L&T Construction, Manapakkam,** for their valuable guidance, suggestions and constant encouragement which paved way for the successful completion of my Professional training session.

Confirmation Letter

LARSEN & TOUBRO

Larsen & Toubro Limited,
Construction
Buildings & Factories
P. B. No. 979, Mount Poonamallee Road,
Manapakkam,
Chennai - 600 089, INDIA
Tel : +91-44-2252 6000, 2252 8000
Fax : +91-44-2259 7288
www.Lntecc.com

B&F IC/EDRC-HR/Training/497-2021 **4 January 2022**

Head of the Department
Sathyabama Institute of Science and Technology
Chennai.

Dear Sir/Madam,

Sub: Project Training

This has reference to your letter dated **23 December 2021** regarding Project Training for your student, Ms. **Chandini Kumar (3721008)** . As a special case, we agree to admit her for Project Training from **10 January 2022** to **04 May 2022**.

Please advise her to carry 3 Passport size photographs, copy of her College ID card and Adhaar card copy while reporting for the project training.

Please note that:

- She has to undergo the training without any financial commitment to our Company and fully at her own risk and responsibility.
- She must strictly comply with safety & other rules applicable at the project site/Office.
- She will be awarded her Project Training completion certificate on submission of the Project Report.

Thanking You,

Yours faithfully,
For LARSEN & TOUBRO LIMITED

SUNEET KUMAR
DGM - HUMAN RESOURCES

Sensitivity: L&T Construction Internal Use

Joining Letter

LARSEN & TOUBRO

Larsen & Toubro Limited,
Construction
Buildings & Factories
P. B. No. 979, Mount Poonamallee Road,
Manapakkam,
Chennai - 600 089, INDIA
Tel : +91-44-2252 6000, 2252 8000
Fax : +91-44-2259 7288
www.Lntecc.com

B&F IC/EDRC-HR/Training/497-2021 **4 January 2022**

Head of the Department
Sathyabama Institute of Science and Technology
Chennai.

Dear Sir/Madam,

Sub: Project Training

This has reference to your letter dated **23 December 2021** regarding Project Training for your student, **Ms. Chandini Kumar (3721008) .** As a special case, we agree to admit her for Project Training from **10 January 2022 to 04 May 2022**.

Please advise her to carry 3 Passport size photographs, copy of her College ID card and Adhaar card copy while reporting for the project training.

Please note that:

- She has to undergo the training without any financial commitment to our Company and fully at her own risk and responsibility.
- She must strictly comply with safety & other rules applicable at the project site/Office.
- She will be awarded her Project Training completion certificate on submission of the Project Report.

Thanking You,

Yours faithfully,
For LARSEN & TOUBRO LIMITED

SUNEET KUMAR
DGM - HUMAN RESOURCES

Sensitivity: L&T Construction Internal Use

Monthly Report

SATHYABAMA
INSTITUTE OF SCIENCE AND TECHNOLOGY
(DEEMED TO BE UNIVERSITY)
Accredited "A" Grade by NAAC | 12B Status by UGC | Approved by AICTE
www.sathyabama.ac.in

DEPARTMENT OF ARCHITECTURE

PROFESSIONAL PRACTICAL TRAINING REPORT 2022

(Continuous progress report of the trainee architect for the period of One month in the office to submitted to HOD by the Trainee in Charge of the Organization)

1. **Name of the office / organization** : L&T CONSTRUCTION - BEF - EDRC
2. **Address & Contact Number** : L&T Construction, Mount Poonamalle Road Manapakkam. 044 - 3319 8109 / 8128
3. **Name of the student** : CHANDINI KUMAR
4. **Duration** : From 10.01.2022 To 10.02.2022
5. **Total No. of days** : 25 days
6. **Evaluation of Performance criteria shall be on**

*** Note:** Kindly grade the student as per his/her overall performance in the office during the assessment month which will be converted to the allotted 90 marks by the department.

Description of works	Excellent	Good	Fair	Poor	NA
Understanding of office culture		✓			
Participation in the office		✓			
Reading of drawings		✓			
Presentation Techniques		✓			
Model making works					✓
Understanding of construction details		✓			
Drafting Skills (Manual / Computer)		✓			
Site Supervision / Discussion with clients					✓
Adherence to Time schedule		✓			
Other computer skills		✓			
File and Office Maintenance		✓			
Coordination with other consultants					✓
Overall Grading*	B				

(A – 9.0, B – 8.0, C – 7.0, D – 6.0, E – 5.0)

SATHYABAMA
INSTITUTE OF SCIENCE AND TECHNOLOGY
(DEEMED TO BE UNIVERSITY)
Accredited "A" Grade by NAAC | 12B Status by UGC | Approved by AICTE
www.sathyabama.ac.in

7. **Any other Remarks** : Can improve on understanding details. Drawings has a good understanding of basic concepts.
8. **Signature of the: Head of the Office / Organization (With Seal)**

L&T LARSEN & TOUBRO LIMITED
L&T Construction - Chennai

Monthly Report

SATHYABAMA
INSTITUTE OF SCIENCE AND TECHNOLOGY
(DEEMED TO BE UNIVERSITY)
Accredited "A" Grade by NAAC | 12B Status by UGC | Approved by AICTE
www.sathyabama.ac.in

DEPARTMENT OF ARCHITECTURE

PROFESSIONAL PRACTICAL TRAINING REPORT 2022

(Continuous progress report of the trainee architect for the period of One month in the office to submitted to HOD by the Trainee in Charge of the Organization)

1. **Name of the office / organization :** L&T CONSTRUCTION - B&F - EDRC
2. **Address & Contact Number** : L&T CONSTRUCTION, MOUNT POONAMALLEE ROAD, MANAPAKKAM, 044-33198109/8128
3. **Name of the student** : CHANDINI KUMAR
4. **Duration** : From 10.02.2022 To 10.03.2022
5. **Total No. of days** : 22 DAYS
6. **Evaluation of Performance criteria shall be on**

*** Note:** Kindly grade the student as per his/her overall performance in the office during the assessment month which will be converted to the allotted 90 marks by the department.

Description of works	Excellent	Good	Fair	Poor	NA
Understanding of office culture		✓			
Participation in the office		✓			
Reading of drawings		✓			
Presentation Techniques		✓			
Model making works		NA			
Understanding of construction details		✓			
Drafting Skills (~~Manual~~ / Computer)		✓			
Site Supervision / Discussion with clients		NA			
Adherence to Time schedule		✓			
Other computer skills		✓			
File and Office Maintenance		✓			
Coordination with other consultants		NA			
Overall Grading*	A - 9.0				

(A – 9.0, B – 8.0, C – 7.0, D – 6.0, E – 5.0)

SATHYABAMA
INSTITUTE OF SCIENCE AND TECHNOLOGY
(DEEMED TO BE UNIVERSITY)
Accredited "A" Grade by NAAC | 12B Status by UGC | Approved by AICTE
www.sathyabama.ac.in

7. **Any other Remarks** : Needs to further learn softwares and develop better understanding of details.
8. **Signature of the: Head of the Office / Organization (With Seal)**

LARSEN & TOUBRO LIMITED
L&T Construction - Chennai

Monthly Report

SATHYABAMA
INSTITUTE OF SCIENCE AND TECHNOLOGY
(DEEMED TO BE UNIVERSITY)
Accredited "A" Grade by NAAC | 12B Status by UGC | Approved by AICTE
www.sathyabama.ac.in

DEPARTMENT OF ARCHITECTURE

PROFESSIONAL PRACTICAL TRAINING REPORT 2022

(Continuous progress report of the trainee architect for the period of One month in the office to submitted to HOD by the Trainee in Charge of the Organization)

1. **Name of the office / organization** : L&T Construction - B&F - EDRC
2. **Address & Contact Number** : L&T Construction, Mount poonamalle road, Manapakkam 044-33198109 / 8125
3. **Name of the student** : CHANDINI KUMAR
4. **Duration** : From 10/05/2022 To 10/04/2022
5. **Total No. of days** : 23 days
6. **Evaluation of Performance criteria shall be on**

* **Note:** Kindly grade the student as per his/her overall performance in the office during the assessment month which will be converted to the allotted 90 marks by the department.

Description of works	Excellent	Good	Fair	Poor	NA
Understanding of office culture		✓			
Participation in the office	✓				
Reading of drawings		✓			
Presentation Techniques		✓			
Model making works (computer)		✓			
Understanding of construction details		✓			
Drafting Skills (~~Manual~~ / Computer)		✓			
Site Supervision / Discussion with clients		NA			
Adherence to Time schedule		✓			
Other computer skills		✓			
File and Office Maintenance		✓			
Coordination with other consultants		NA			
Overall Grading*	9				

(A – 9.0, B – 8.0, C – 7.0, D – 6.0, E – 5.0)

SATHYABAMA
INSTITUTE OF SCIENCE AND TECHNOLOGY
(DEEMED TO BE UNIVERSITY)
Accredited "A" Grade by NAAC | 12B Status by UGC | Approved by AICTE
www.sathyabama.ac.in

7. **Any other Remarks** : .....

8. **Signature of the: Head of the Office / Organization (With Seal)**

LARSEN & TOUBRO LIMITED
L&T Construction - Chennai

Monthly Report

SATHYABAMA
INSTITUTE OF SCIENCE AND TECHNOLOGY
(DEEMED TO BE UNIVERSITY)
Accredited "A" Grade by NAAC | 12B Status by UGC | Approved by AICTE
www.sathyabama.ac.in

DEPARTMENT OF ARCHITECTURE

PROFESSIONAL PRACTICAL TRAINING REPORT 2022

(Continuous progress report of the trainee architect for the period of One month in the office to submitted to HOD by the Trainee in Charge of the Organization)

1. **Name of the office / organization :** L&T construction - B&F - EDRC
2. **Address & Contact Number** : L&T construction, Mount Poonamallee road Manapakkam, 044 - 33198109/8128.
3. **Name of the student** : CHANDINI KUMAR.
4. **Duration** : From 11/04/2022 To 07/05/2022.
5. **Total No. of days** : 20 DAYS.
6. **Evaluation of Performance criteria shall be on**

* **Note:** Kindly grade the student as per his/her overall performance in the office during the assessment month which will be converted to the allotted 90 marks by the department.

Description of works	Excellent	Good	Fair	Poor	NA
Understanding of office culture		✓			
Participation in the office	✓				
Reading of drawings		✓			
Presentation Techniques		✓			
Model making works (COMPUTER)		✓			
Understanding of construction details		✓			
Drafting Skills (~~Manual~~ / Computer)		✓			
Site Supervision / Discussion with clients		NA			
Adherence to Time schedule		✓			
Other computer skills		✓			
File and Office Maintenance		✓			
Coordination with other consultants		NA			
Overall Grading*	9				

(A – 9.0, B – 8.0, C – 7.0, D – 6.0, E – 5.0)

SATHYABAMA
INSTITUTE OF SCIENCE AND TECHNOLOGY
(DEEMED TO BE UNIVERSITY)
Accredited "A" Grade by NAAC | 12B Status by UGC | Approved by AICTE
www.sathyabama.ac.in

7. **Any other Remarks** :

8. **Signature of the: Head of the Office / Organization (With Seal)**

L&T LARSEN & TOUBRO LIMITED L&T Construction - Chennai

(Annexure – VIII)

WORK DIARY

WEEKS	PROJECT NAME	WORK DONE
Week - 1 (10 - 15 JAN)	IICC – Auditorium.	Study of poal, calme material, section & Elevation of Detailing - poal & calme, Door lintel joint section.
Week - 2 (17 - 22 JAN)	Central Utility Block.	Joinery profile - wooden doors, Louvres, windows, glass doors.
Week - 3 (24 - 29 JAN)	Central Utility Block.	Joinery profile - corrections, composition. Finishing Matrix, finishing legend. CUB - 1st & 3rd floor - Room tag corrections
Week - 4 (31 JAN - 5 FEB)	Central Utility Block.	Toilet details sheet - 0401, 0402, 0403, 0404 (Updates), CUB - 2nd floor - Room tag corrections, Flooring Layout (Basement)
Week - 5 (7 - 12 FEB)	Central Utility Block, knowledge city, SOO	Flooring layout - Basement (Full, corrections), SOO - Study, Knowledge city - PPT & Excel
Week - 6 (14 - 18 FEB)	Central Utility Block.	Flooring layout - First floor, Typical floor (5 - 7th). Basement & first floor (corrections), CUB - Scheme plan.
Week - 7 (21 - 25 FEB)	Central Utility Block, SOO.	CUB - 1st floor (sheme options) plan, SOO - contour model, elf model, DBR study - doors, SOO - model (scaling), Exports.
Week - 8 (28 FEB - 5 MAR)	Central Utility Block, NAICA, Kharel	NAICA - Ground floor, second floor (BOQ), CUB - Basement, podium, 1st, 3rd floor - corrections & updates, Kharel - BOQ
Week - 9 (7 - 11 MAR)	Central Utility Block, SOO.	CUB - Typical floor, 4th floor - flooring layout, 2nd floor - BOQ, All floors, correction (V4 - V9 grids), SOO - Dormitory model
Week - 10 (14 - 19 MAR)	MLCP, central utility Block.	MLCP - Joinery schedule, Hardware schedule, Finishing Matrix, DBR corrections, Ground floor - corrections, CUB - Massing.
Week - 11 (21 - 25 MAR)	Central utility Block, kharel., NACIN.	CUB - All floors - Changes, VTI - Kharel - BOQ, NACIN - BOQ.
Week - 12 (28 MAR - 2 APR)	NACIN, kharel - VTI.	NACIN - BOQ, Kharel - 1st, 2nd, Ground floor - corrections.
Week - 13 (4 - 8 APR)	Kharel - VTI, IICC.	Kharel floor plans - correction, IICC - BOQ (Railings).
Week - 14 (11 - 16 APR)	IICC	BOQ (Railing), Kitchen layout (corrections)
Week - 15 (18 - 22 APR) Week - 16, 17 (25 - 7 MAY)	Central utility Block. Central utility Block.	DBR corrections, Public lift lobby details (corrections) CUB - Joinery schedule, Toilet details.

Chief Architect Signature:

Office seal:

LARSEN & TOUBRO LIMITED
L&T Construction - Chennai

Consolidated Certificate

LARSEN & TOUBRO

Larsen & Toubro Limited,
Construction
Buildings & Factories
P. B. No. 979, Mount Poonamallee Road,
Manapakkam,
Chennai - 600 089, INDIA
Tel : +91-44-2252 6000, 2252 8000
Fax : +91-44-2259 7288
www.Lntecc.com

LTC-HQ/B&F/EDRC-HR/Training/**497-2021** **07 May 2022**

TO WHOMSOEVER IT MAY CONCERN

This is to certify that **Ms. Chandini Kumar**, from **Sathyabama Institute of Science and Technology** has undergone her project internship at our Engineering Design & Research Centre (EDRC) - Headquarters from **10 January 2022 to 07 May 2022**.

We wish her all the best for her future endeavors.

Yours faithfully,

For LARSEN & TOUBRO LIMITED

SUNEET KUMAR
DGM - HUMAN RESOURCES

Sensitivity: LNT Construction Internal Use.

INDEX

TABLE OF CONTENTS

CHAPTER NO	TITLE	PAGE NO
1.	GENERAL	1
2.	FIRM HISTORY	2
3.	DRAWINGS	
	CENTRAL UTILITY BLOCK	
	FLOOR PLAN	BASEMENT 3
	FLOOR PLAN	PODIUM 4
	FLOOR PLAN	FIRST 5
	FLOOR PLAN	SECOND 6
	FLOOR PLAN	THIRD 7
	FLOOR PLAN	FOURTH 8
	FLOOR PLAN	TYPICAL 9
	FLOOR PLAN	SIXTH 10
	FLOOR PLAN	NINTH 11
	SCHEME - 2B SITE PLAN	12

SCHEME - 2B GROUND FLOOR PLAN	13
SCHEME - 2B FIRST FLOOR PLAN	14
SCHEME - 2B SECOND FLOOR PLAN	15
SCHEME - 2B TYPICAL FLOOR PLAN	16
SCHEME - 2B TYPICAL LAYOUT PLAN	17
BASEMENT FLOORING LAYOUT	18

FIRST FLOORING LAYOUT 19
TYPICAL FLOOR FLOORING LAYOUT 20
CUB - MASSING 1 21
CUB - MASSING 2 22
PUBLIC LIFT LOBBY DETAILS 23
TOILET DETAILS 1 24
TOILET DETAILS 1 (OPTION 2) 25
TOILET DETAILS 2 26
TOILET DETAILS 3 27
TOILET DETAILS 4 28
JOINERY SCHEDULE 29
JOINERY PROFILES 31
FINISHING MATRIX/ SCHEDULE 32

MULTI-LEVEL CAR PARKING

PROFILES JOINERY 33
SCHEDULE FINISHING 34
RE SCHEDULE HARDWA 35
FLOOR PLAN GROUND 36

KHAREL - VTI

FLOOR PLAN GROUND 37
FIRST

FLOOR PLAN 38
SECOND
FLOOR PLAN 39

IICC

KITCHEN 40
LAYOUT
MATERIAL 41
DETAILING

SOO

DORMITORY 42
MODELL - FLOOR PLANS
DORMITORY 43
MODEL - SECTION
DORMITORY 44
MODEL - VIEWS

4.CRITICAL OVERVIEW 45

ABOUT THE FIRM

Larsen & Toubro originated from a company founded in 1938 in Bombay by two Danish engineers, Henning Holck Larsen and Søren Kristian Toubro. The company began as a representative of Danish manufacturers of dairy and allied equipment. However,with the start of the Second World War in 1939 and the resulting blockade of trade lines, the partners started a small workshop toundertake jobs and provide service facilities, Germany's invasion of Denmark in 1940 stopped supplies of Danish products. The war-time need to repair and refit and degauss ships offered L&T an opportunity, and led to the formation of a new company, Hilda Ltd, to handle these operations, L&T also started to repair and fabricate ships signalling the expansion of the company. The suddeninternment of German engineers in British India (due to suspicions caused by the Second World War), who were to put up a soda ash plant for the Tata's, gave L&T a chance to enter the field of installation.

During the 1970s, L&T was contracted to work with the Indian Space Research Organisation (ISRO). Its then chairman, VikramSarabhai chose L&T as a manufacturing partner. In 1972, when India launched its space programme, the firm was invited to participate.

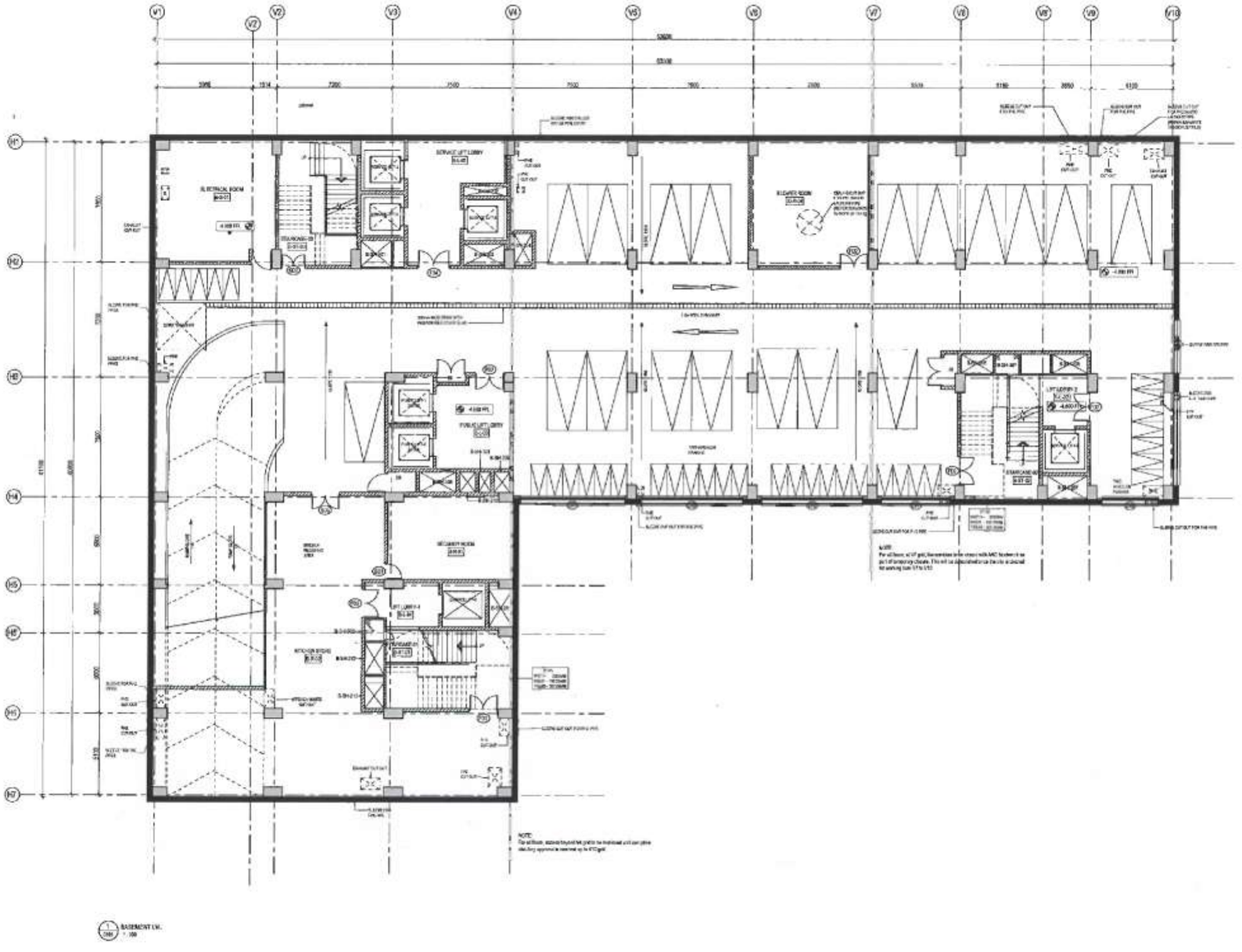
In 1985, L&T entered into a partnership with Defence Research and Development Organisation (DRDO). L&T was not yet allowedby the government to manufacture defence equipment but was permitted to participate in design and development programmes with DRDO. After the design and development were done, the firm had to hand over all the drawings to DRDO. The governmentwould then assign the production work to a public sector defence unit or ordnance factory for manufacture. After a series of successes and positive policy initiatives, the firm today makes a range of weapon and missile systems, command and control systems, engineering systems and submarines through DRDO.

PORT FOLIO

- CHANDINI KUMAR

37210008

This drawing is the property of L&T Construction, SMF-EDRC and should not be passed on to any person or body not authorised by us to receive it nor be copied or otherwise made use of in full or in part by such person or body without our prior permission in writing.



1 BASEMENT LVL
SCALE: 1:100



L&T Construction - Chennai

REFERENCE DRAWINGS:

FLOOR PLANS	-	
ELEVATIONS	-	
SECTIONS	-	

PROJECT CONSULTANT:

CLIENT:
BMSICL
BIHAR MEDICAL SERVICES AND INFRASTRUCTURE CORPORATION LIMITED

MANAGER (P):	SCM (S):
SCM (P):	CM (P&S):
QSM (P):	CSM (P):
DESIGN CONSULTANTS (BMSICL): SURESH GOEL AND ASSOCIATES, DELHI	SIGNATURE:

EPC CONTRACTORS:
L&T Construction
Buildings & Factories

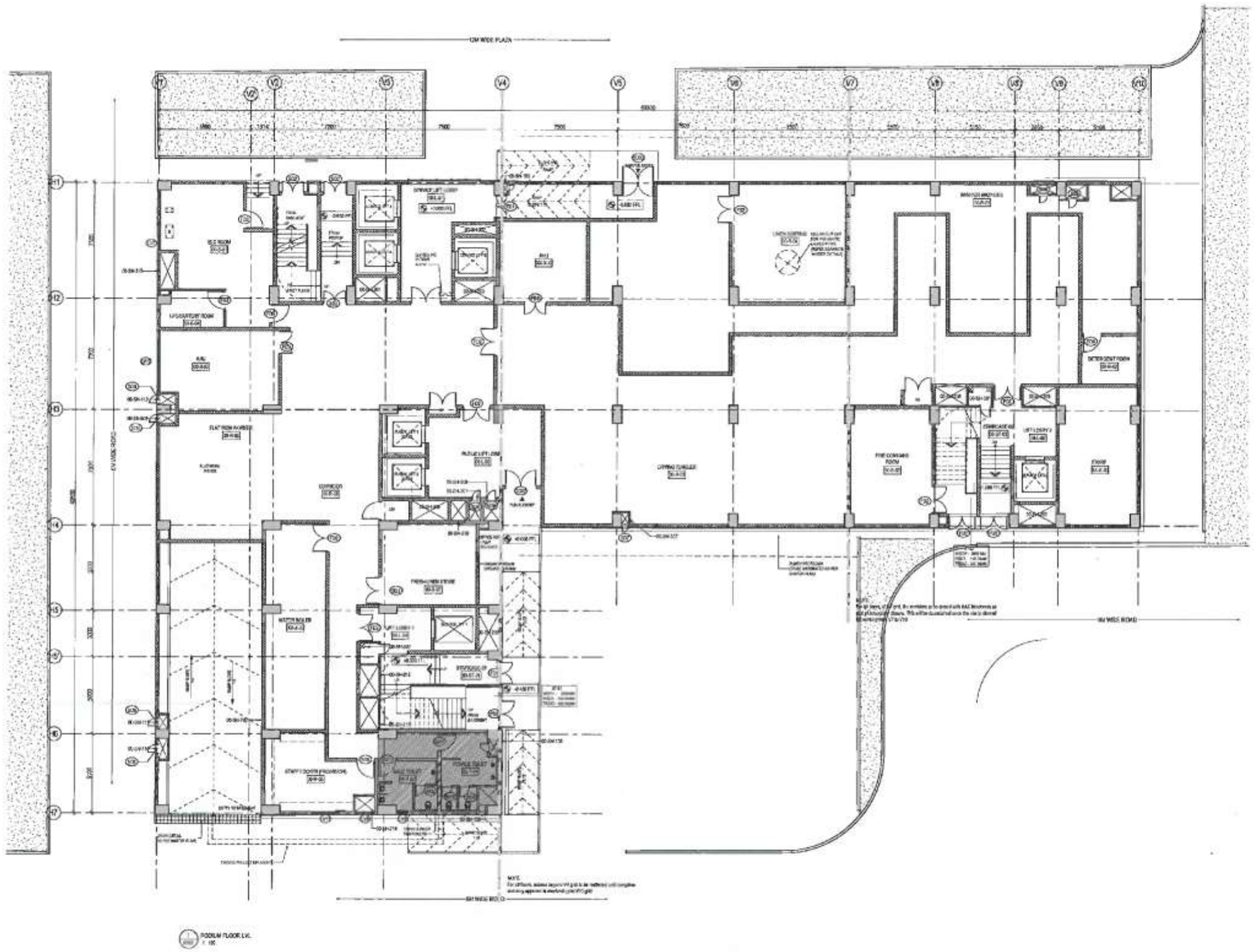
PROJECT:
REDEVELOPEMENT OF PATNA MEDICAL COLLEGE AND HOSPITAL (PMCH) AT PATNA, BIHAR

Job No.: 021478

BUILDING NAME:
CENTRAL UTILITY BLOCK

DRAWING TITLE:
BASEMENT PLAN

DRAWING NUMBER:
021478 - A - AR - 02 - MD - 0101



This drawing is the property of L&T Construction, which should not be copied or in any manner or used without its permission in writing.



LARSEN & TOUBRO LIMITED
L&T Construction - Chennai

FOR CONSULTANT

0	ISSUED FOR CONSTRUCTION								
ISSUE	DESCRIPTION	DESIGNED	DRAWN	CHECKED	APPROVED				

REVISIONS

CHANGED BY	SIGN	DATE	CHANGED BY	SIGN	DATE	CHANGED BY	SIGN	DATE
ARCHITECTURAL			PLMB			QS		
CIVIL & STRUCTURAL			FPD			ELECTRICAL		
ELECTRICAL			PHE&S			MEP		
PLUMBING			FPD					

CLIENT:
BMSICL — BIHAR MEDICAL SERVICES AND INFRASTRUCTURE CORPORATION LIMITED

MANAGER (P):	DGM (M):
DGM (P):	GM (P & S):
GM (P):	CGM (P):
DESIGN CONSULTANTS (BMSICL): SURESH DOSS AND ASSOCIATES, DELHI	SIGNATURE:

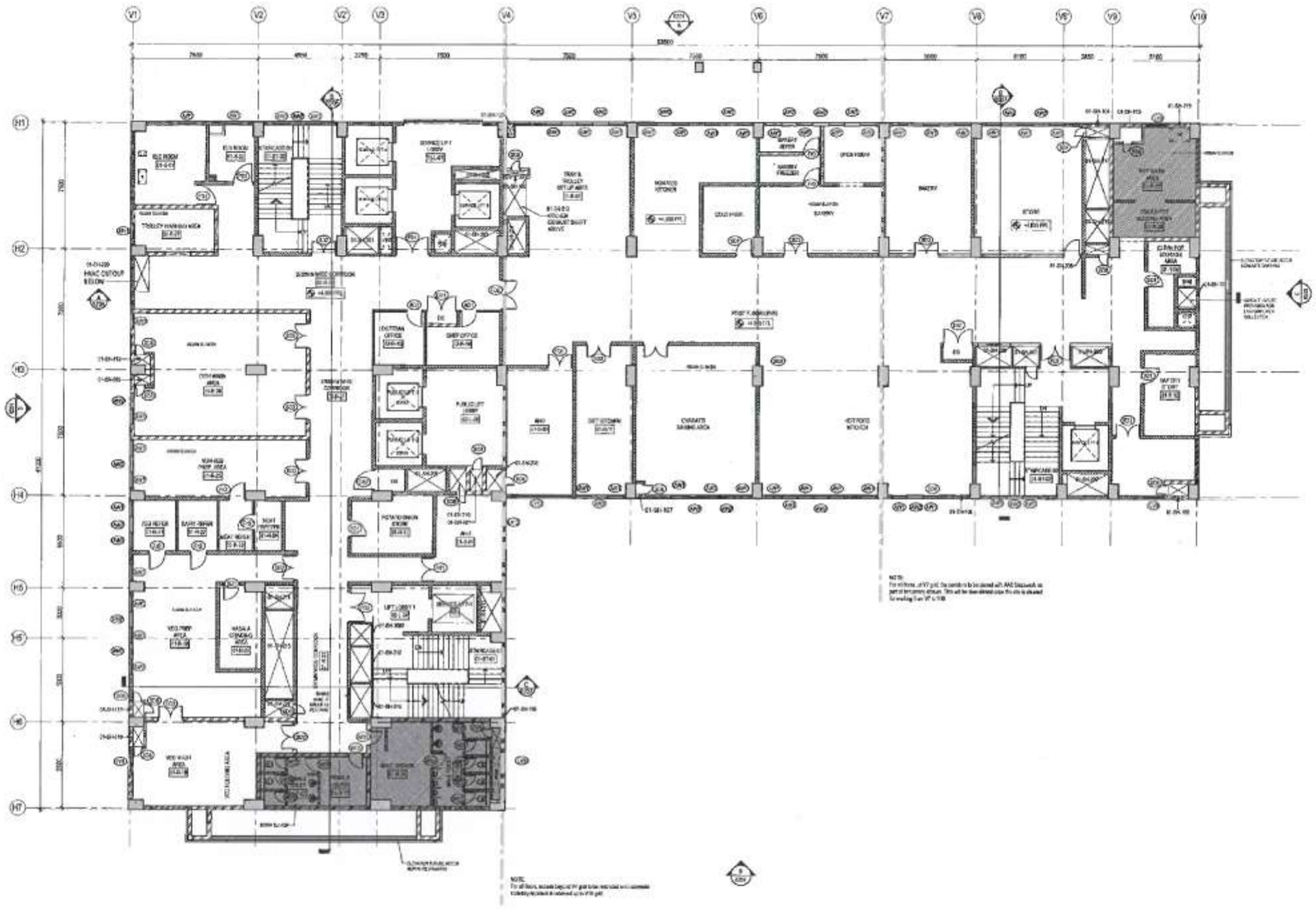
EPC CONTRACTORS:
L&T Construction
Buildings & Factories

PROJECT:
REDEVELOPEMENT OF PATNA MEDICAL COLLEGE AND HOSPITAL (PMCH) AT PATNA, BIHAR

JOB No.: G21419	BUILDING NAME: CENTRAL UTILITY BLOCK
	DRAWING TITLE: GROUND FLOOR PLAN
	DRAWING NUMBER: G21419-A-HP-07-BD-0102
SCALE: As indicated	SHEET SIZE: A0

REVISION: ☐ PRELIMINARY ☐ REVISED ☐ AS CONSTRUCTED ☐ APPROVED ☐ NOT TO BE USED

This drawing is the property of L&T Construction. NOT TO SCALE. It is not to be passed on to any person or firm not authorised by us to receive it nor to be copied or otherwise used in any manner or for any purpose by such person or body without our prior written consent.



NOTE:
For all floors, access ladder with MS grab bars provided on extension of existing staircase as per IS 14700 part 3 section 1

1 FIRST FLOOR LVL
SCALE : 1:100



LARSEN & TOUBRO LIMITED
L&T Construction - Chennai

REFERENCE DRAWINGS :
FLOOR PLANS -
ELEVATIONS -
SECTIONS -

PROJECT CONSULTANT

CLIENT
BMSICL
BIHAR MEDICAL SERVICES AND INFRASTRUCTURE CORPORATION LIMITED

MANAGER (P):	DGM (S):
DGM (T):	GM (P & C):
GM (E):	DGM (T):
DESIGN CONSULTANTS (DHS (CL)): SURESH GOEL AND ASSOCIATES, DELHI	SIGNATURE:

EPC CONTRACTORS:
L&T Construction
Buildings & Factories

PROJECT:
REDEVELOPMENT OF PATNA MEDICAL COLLEGE AND HOSPITAL (PMCH) AT PATNA, BIHAR

Job No. : 031419

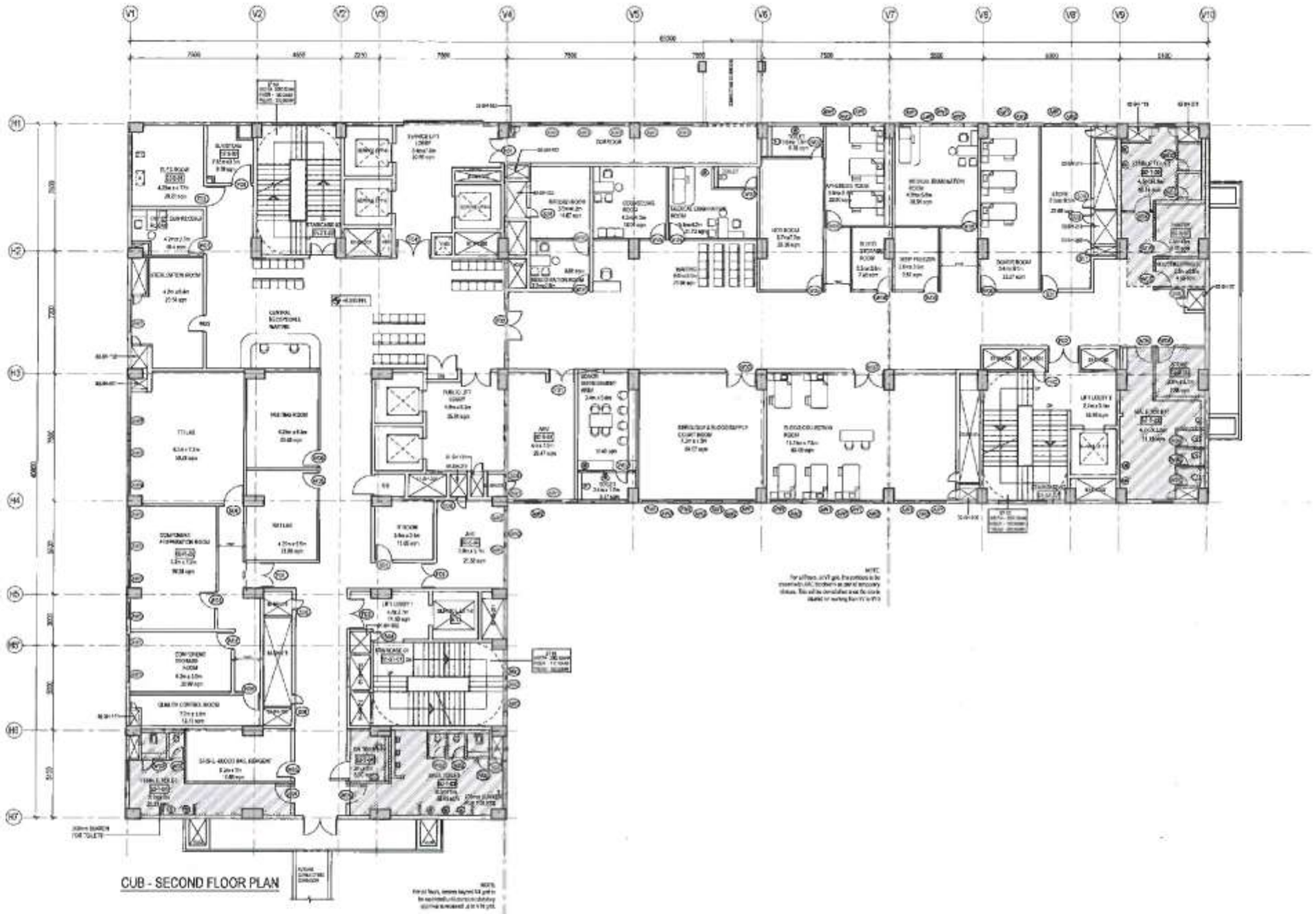
BUILDING NAME:
CENTRAL UTILITY BLOCK

DRAWING TITLE:
FIRST FLOOR PLAN

DRAWING NUMBER:
031419 - A - HP - AY - WD - 0103

SCALE : As indicated | SHEET SIZE : A1 | REVISION NO : 0

PURPOSE OF ISSUE: ☐ TENDER ☐ FOR INFORMATION ☐ APPROVAL ☑ CONSTRUCTION



CUB - SECOND FLOOR PLAN

SECOND FLOOR LVL
1:100



L&T Construction - Channel

BMSICL

BIHAR MEDICAL SERVICES AND INFRASTRUCTURE CORPORATION LIMITED

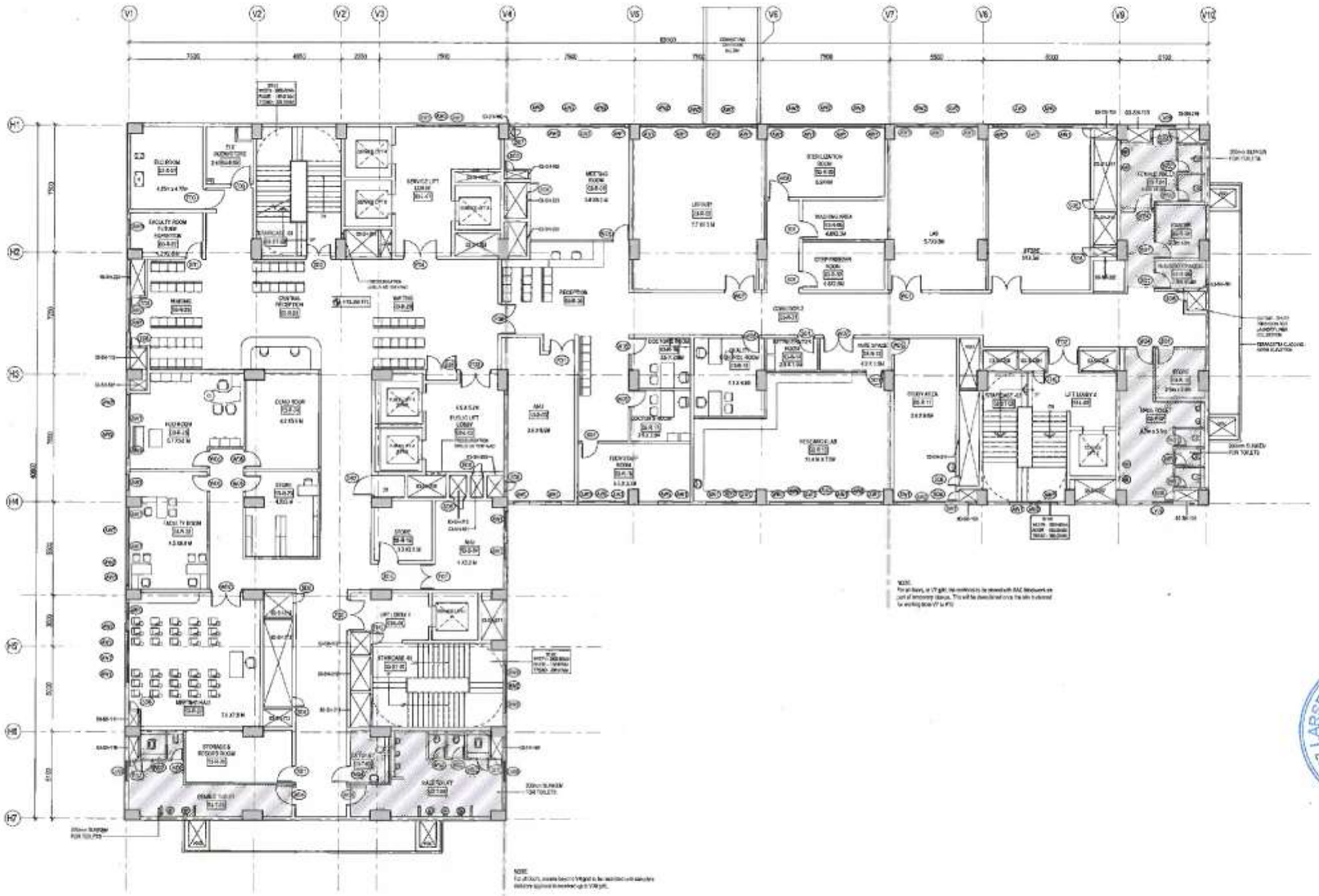
L&T Construction
Buildings & Factories

PROJECT:
REDEVELOPEMENT OF PATNA MEDICAL COLLEGE AND HOSPITAL (PMCH) AT PATNA, BIHAR

CENTRAL UTILITY BLOCK

SECOND FLOOR PLAN

02149-A-ST-02-AD-1004



THIRD FLOOR LVL
1 : 100

This drawing is the property of L&T Construction, BMP-BSMC and must not be passed on to any person or body not authorised by us to receive it nor be copied or otherwise made use either in full or in part by such person or body without our prior permission in writing.



INTERNEER'S DRAWINGS :

FLOOR PLANS	-	
ELEVATIONS	-	
SECTIONS	-	

PROOF CONSULTANT :

1	ADDITION/ MODIFICATION								
NO.	DESCRIPTION	BY	CHKD	APP	DATE				

REVISIONS

CHECKED BY	SIGN	DATE	CHECKED BY	SIGN	DATE	CHECKED BY	SIGN	DATE
ARCHITECTURAL			PMC			CPHEEO		
STRUCTURAL			PEC			GEOTECH		
ELECTRICAL			TOPO			HVAC		
ELV SYSTEM			PHE					

CLIENT :

BMSICL — BIHAR MEDICAL SERVICES AND INFRASTRUCTURE CORPORATION LIMITED

MANAGER (P) :	DGM (C) :
DGM (P) :	GM (P & U) :
GM (F) :	DGM (F) :
DESIGN CONSULTANTS (DMSCL) : SURESH GOEL AND ASSOCIATES, DELHI	SIGNATURE

EPC CONTRACTORS :

L&T Construction — Buildings & Factories

PROJECT :
REDEVELOPEMENT OF PATNA MEDICAL COLLEGE AND HOSPITAL (PMCH) AT PATNA, BIHAR

JOB No. : 020498	BUILDING NAME : CENTRAL UTILITY BLOCK
	DRAWING TITLE : THIRD FLOOR PLAN
	DRAWING NO. : 020498-A-HP-ET-WD-2105

SCALE : As shown | SHEET SIZE : A1 | REVISION : 0

VERIFICATION : ☐ PRELIMINARY ☐ FOR IFR ☐ FOR APPROVAL ☐ FOR CONSTRUCTION

L&T LARSEN & TOUBRO LIMITED — L&T Construction - Chennai

ABBREVIATIONS :

SWL	-	SEWER
RFL	-	FINISHED FLOOR LEVEL
TOC	-	TOP OF CONCRETE
EVB	-	ELECTRICAL PANEL/ MDB
MH	-	MAN HOLE
FHC	-	FIRE HOSE CABINET
ELV	-	EXTRA LOW VOLTAGE

CATALOGUE LEGENDS

BARRIER LEGENDS

ROOM TYPE	DESCRIPTION
1	OPD
6	EMERGENCY
7	ICU
8	OPERATION THEATRE
10	PHARMACY

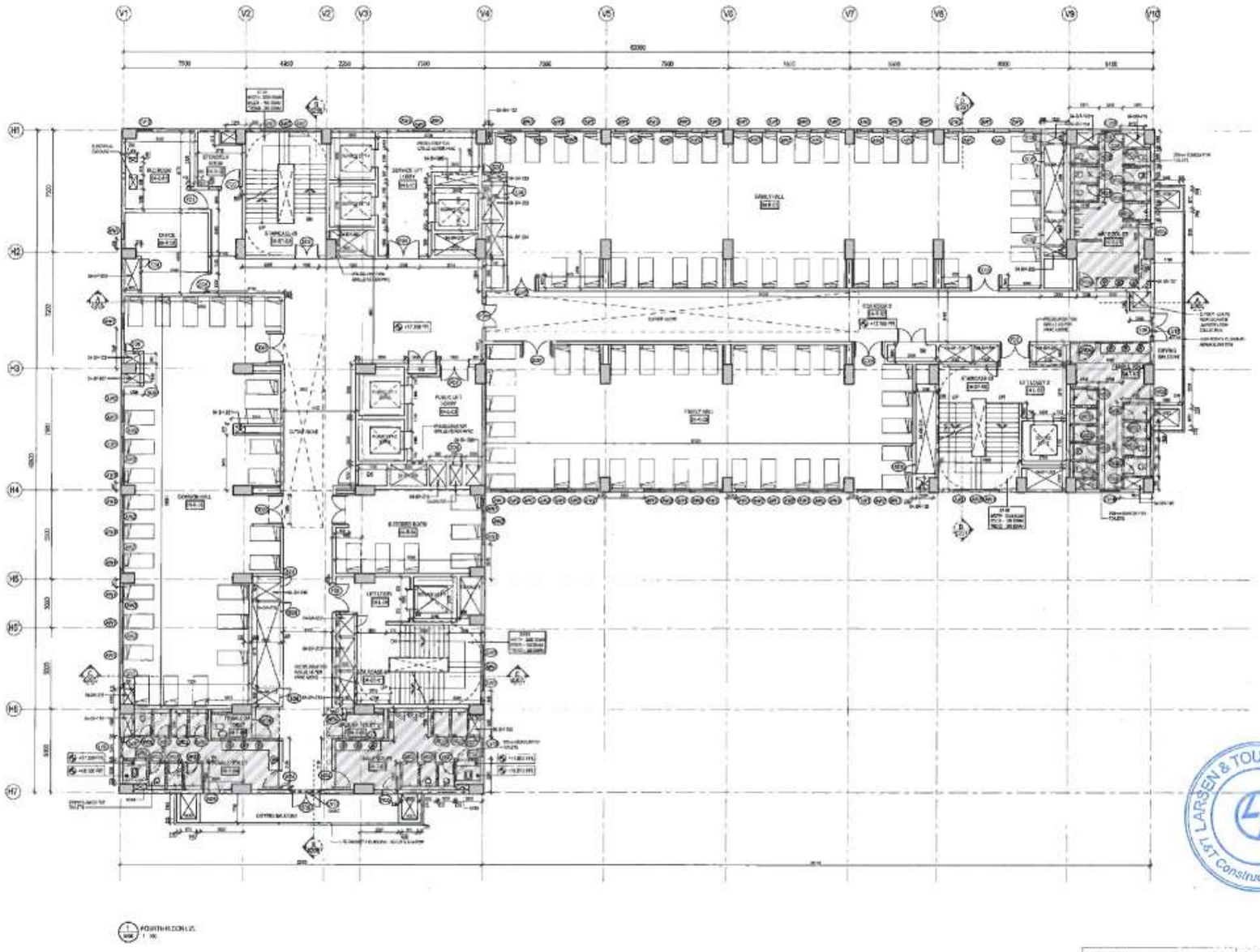
DRAFTING TYPE	DRAFTING TYPE
100	WALL
200	DOOR
300	ELECTRICAL
400	GRILL
500	TITLE
600	TEXT
700	DIMENSION

TOILET COUNTS

		REQ'D	EXISTING
MALE	W.C	10	0
	WASH BASIN	8	0
	URINAL	10	0
	EX W.C	2	0 (COMMON TOILET)
FEMALE	W.C	8	4
	WASH BASIN	13	4
	EX W.C	1	

Type Mark	Width	Height	Count	Level
D01	1000.00	2100.00	2	THIRD FLOOR PLAN
D02	1000.00	2100.00	1	THIRD FLOOR PLAN
D03	1000.00	2100.00	1	THIRD FLOOR PLAN
D04	1000.00	2100.00	1	THIRD FLOOR PLAN
D05	1000.00	2100.00	2	THIRD FLOOR PLAN
D06	1000.00	2100.00	1	THIRD FLOOR PLAN
D07	1000.00	2100.00	1	THIRD FLOOR PLAN
D08	1000.00	2100.00	1	THIRD FLOOR PLAN
D09	1000.00	2100.00	10	THIRD FLOOR PLAN
D10	1000.00	2100.00	10	THIRD FLOOR PLAN
D11	1000.00	2100.00	1	THIRD FLOOR PLAN
D12	1000.00	2100.00	1	THIRD FLOOR PLAN
D13	1000.00	2100.00	1	THIRD FLOOR PLAN
D14	1000.00	2100.00	1	THIRD FLOOR PLAN
D15	1000.00	2100.00	2	THIRD FLOOR PLAN
D16	1000.00	2100.00	2	THIRD FLOOR PLAN
D17	1000.00	2100.00	2	THIRD FLOOR PLAN

Type Mark	Width	Height	Count	Level
W01	1000	1000	10	THIRD FLOOR PLAN
W02	1000	1000	10	THIRD FLOOR PLAN
V01	1000	1000	1	THIRD FLOOR PLAN
V02	1000	1000	1	THIRD FLOOR PLAN



FOURTH FLOOR LVL
1 : 100



BMSICL

BIHAR MEDICAL SERVICES AND INFRASTRUCTURE CORPORATION LIMITED

L&T Construction
Buildings & Factories

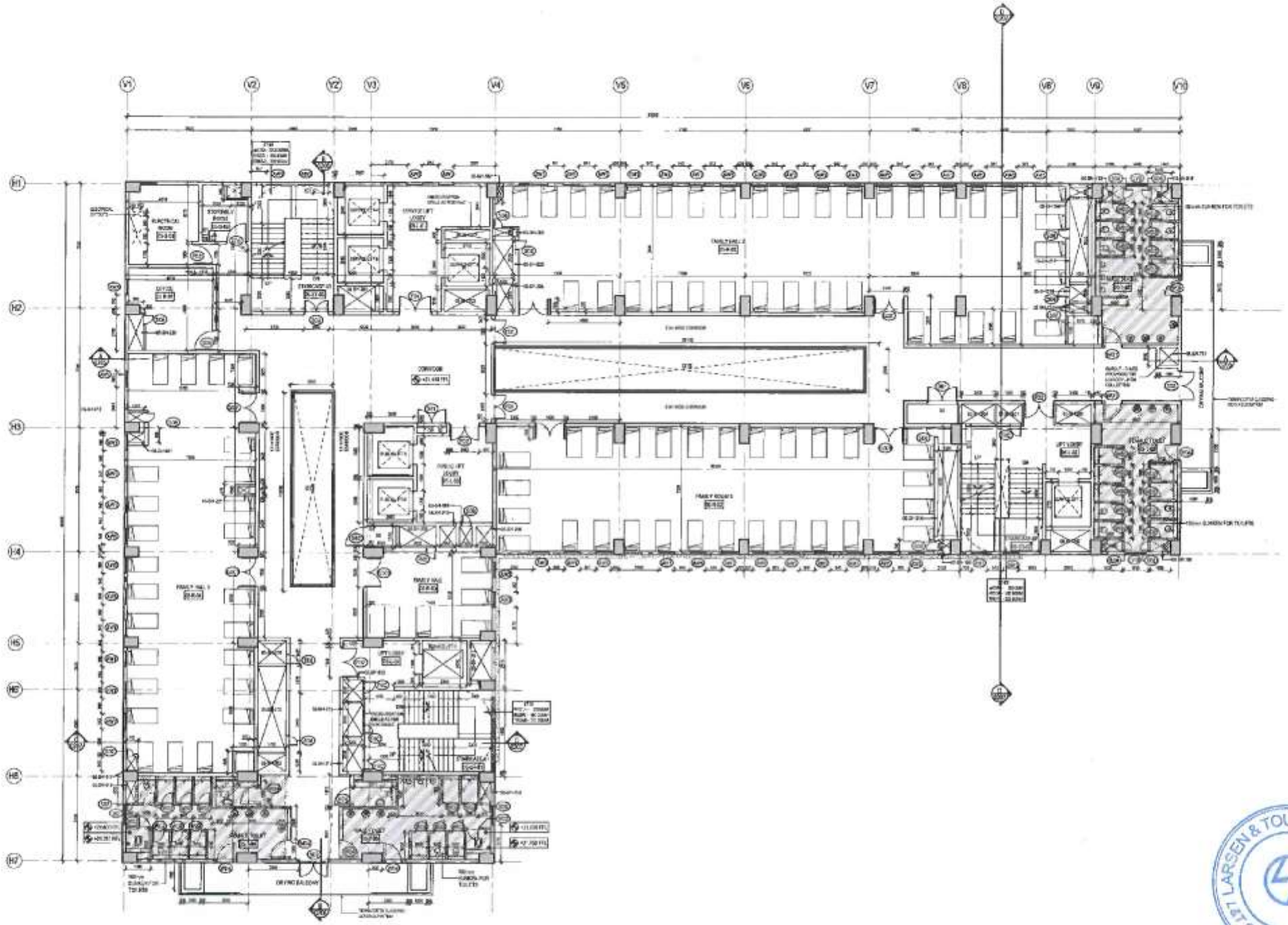
PROJECT:
REDEVELOPEMENT OF PATNA MEDICAL COLLEGE AND HOSPITAL (PMCH) AT PATNA, BIHAR

BUILDING NAME:
CENTRAL UTILITY BLOCK

DRAWING TITLE:
CUB-FOURTH FLOOR PLAN

DRAWING NUMBER:
CU1418 - A - HP - 07 - 103 - 0104

L&T Construction - Chennai
LARSEN & TOUBRO LIMITED



1 FIFTH FLOOR PLAN
1 : 100

This drawing is the property of L&T Construction (ECC) and shall not be passed on to any person or body or published by us, in whole or in part nor be loaned or otherwise made use of for a purpose other than that for which it is supplied without our permission in writing.



GENERAL NOTES

REFERENCE DRAWINGS

FLOOR PLANS	-	
ELEVATIONS	-	
SECTIONS	-	

PROJECT COORDINATOR

L&T LARSEN & TOUBRO LIMITED L&T Construction - Chennai

4									
REV.NO	DESCRIPTION	DRAWN BY		CHECKED BY		APPROVED BY		DATE	

REVISIONS

DISCIPLINE	NAME	DATE	DISCIPLINE	NAME	DATE	DISCIPLINE	NAME	DATE
ARCHITECTURE			STRUCTURE	SPPC		MEP		
CIVIL & STRUCTURE			MEP	PPS		QA/QC/HSE		
ELECTRICAL			PHE	ANTONY		PM	SUNIL	
FIRE & SAFETY				PPS				

CLIENT:
BMSICL BIHAR MEDICAL SERVICES AND INFRASTRUCTURE CORPORATION LIMITED

MANAGER (P)	DGM (D)
CDM (P)	DM (P & C)
CM (E)	CDM (E)
DESIGN CONSULTANTS (PMC): SURESH GOEL AND ASSOCIATES, DELHI	SIGNATURE

CO-CONTRACTORS:
L&T Construction
Buildings & Factories

PROJECT:
REDEVELOPMENT OF PATNA MEDICAL COLLEGE AND HOSPITAL (PMCH) AT PATNA, BIHAR

JOB No.: C21418 | BUILDING NAME: CENTRAL UTILITY BLOCK

DRAWING TITLE:
TYPICAL FLOOR PLAN
WITH DIMENSION & IDENTIFICATION

DRAWING NUMBER:
C21418 - A - MP - CU - IND - 0101

SCALE: 1:100 | SIZE: A0 | REVISION NO: 2

☐ PRELIMINARY ☐ TENDER ☐ APPROVED ☐ VIRTUAL ☐ CONSTRUCTION

N

WALL LEGEND :
- 300mm FLOOR WALL
- 300mm RCC SHEAR WALL
- 150mm BLOCK WALL
- 100mm PLASTER WALL
- RCC COLUMN / RCC LIFT SHAFT WALL

ABBREVIATIONS

LVL	LEVEL
FFL	FINISHED FLOOR LEVEL
TOC	TOP OF CONCRETE
EWS	ELECTRICAL WATER SUPPLY
MH	MANHOLE
FHC	FIRE HOSE CABINET
SLB	SANITARY LOADING VALVE

CUTTING LEGEND:
CUTTING FLOOR SLAB

PLUMBER LEGEND:
CLEANOUT

ROOM TYPE	DESCRIPTION
1	LIFT LOBBY
2	SERVICE ROOM (ELECTRICAL SHAFT ROOM etc.)
3	SHAFT
4	OTHER ROOMS OF FLOOR (WITH NOT SPECIFIED ROOM etc.)
5	STAIRCASE

TYPICAL FLOOR ROOM SCHEDULE

ROOM NO.	DESCRIPTION
01-C-01	SERVICE LIFT LOBBY
01-L-02	LIFT LOBBY
01-L-03	PUBLIC LIFT LOBBY
01-L-04	LIFT LOBBY
01-E-01	FAMILY HALL 2
01-R-02	FAMILY ROOMS
01-R-03	FAMILY HALL
01-S-04	STAIRCASE
01-T-05	OFFICE

TYPICAL FLOOR ROOM SCHEDULE

ROOM NO.	DESCRIPTION
01-S-01	SERVICE LIFT LOBBY
01-S-02	SERVICE ROOM
01-P-03	STAIRCASE-01
01-P-04	STAIRCASE-02
01-P-05	STAIRCASE-03
01-T-01	MALE TOILET
01-T-02	FEMALE TOILET
01-T-03	FEMALE TOILET

TYPICAL FLOOR DOOR & WINDOW SCHEDULE

TYPE	WIDTH	HEIGHT	COUNT
W12	1200	2100	30
W18	1800	2100	1
D22	1200	1960	1
D21	1000	2400	1
W24	2400	2100	3
W24	1200	2100	2
D23	1000	2100	2
SLB	900	2000	14
SFT	600	2100	1
SFT	1200	2100	1

TYPICAL FLOOR DOOR & LOUVER SCHEDULE

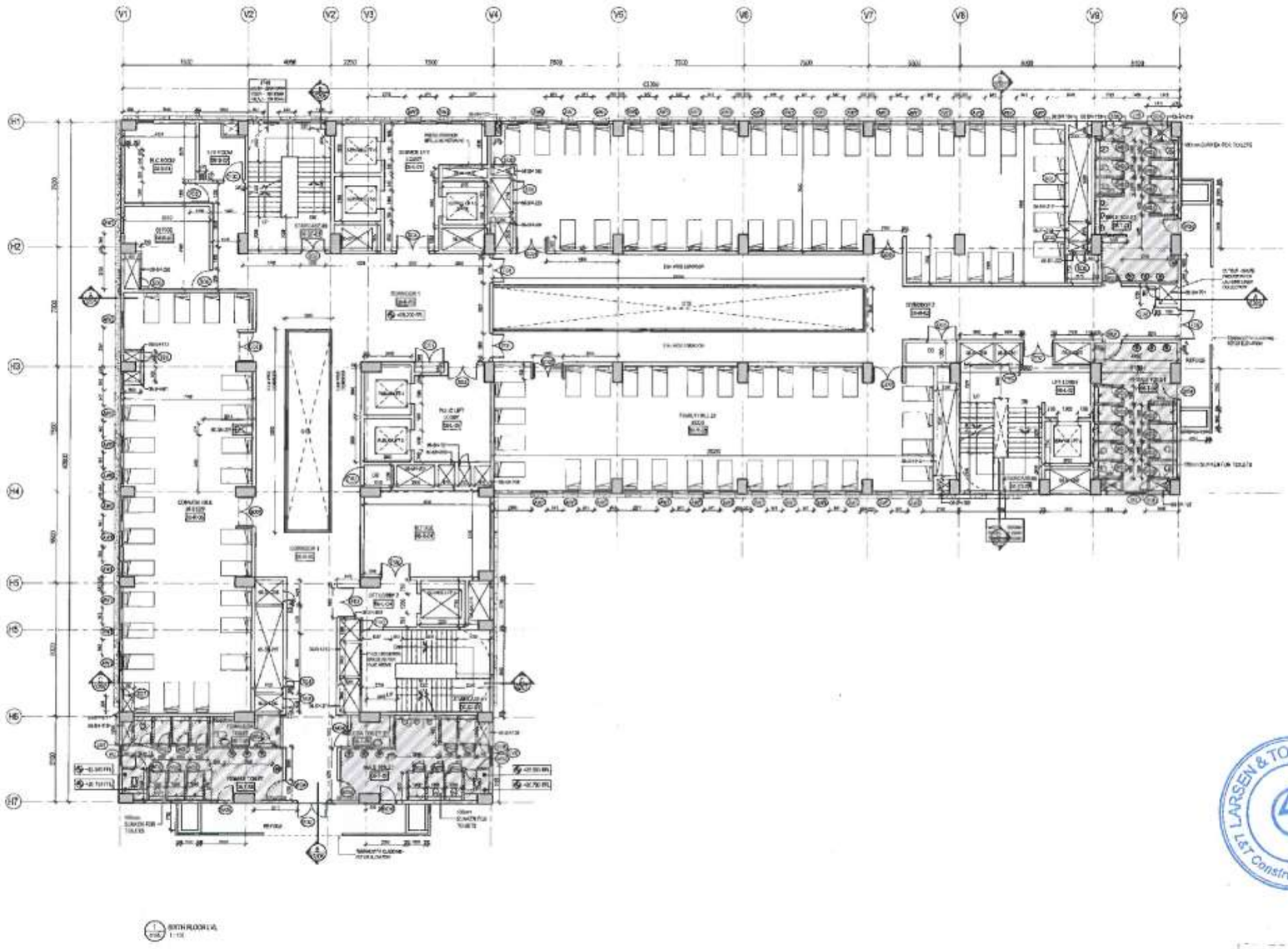
TYPE	WIDTH	HEIGHT	COUNT
W1	1800	2400	2
W2	1200	2400	1
W3	1200	2400	2
W4	600	1800	3
W5	2400	1800	1
D19	1200	2400	2
D20	900	2400	1
D21	1000	2400	2

TYPICAL FLOOR WINDOW & LOUVER SCHEDULE

TYPE	WIDTH	HEIGHT	COUNT
W1	1800	2100	42
W2	900	2100	2
W3	1200	2100	3
W4	1200	600	3
W5	600	600	1
W6	1200	600	1
W7	600	300	1
W8	1200	600	1

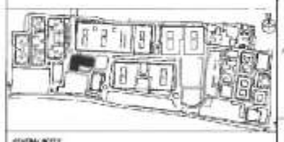
SHAFT WISE SHAFT TYPE

SHAFT NO.	SHAFT TYPE
SHAFT-01	THE SHAFT
SHAFT-02	THE SHAFT
SHAFT-03	THE SHAFT
SHAFT-04	THE SHAFT
SHAFT-05	THE SHAFT
SHAFT-06	THE SHAFT
SHAFT-07	THE SHAFT
SHAFT-08	THE SHAFT
SHAFT-09	THE SHAFT
SHAFT-10	THE SHAFT
SHAFT-11	THE SHAFT
SHAFT-12	THE SHAFT
SHAFT-13	THE SHAFT
SHAFT-14	THE SHAFT
SHAFT-15	THE SHAFT
SHAFT-16	THE SHAFT
SHAFT-17	THE SHAFT
SHAFT-18	THE SHAFT
SHAFT-19	THE SHAFT
SHAFT-20	THE SHAFT
SHAFT-21	THE SHAFT
SHAFT-22	THE SHAFT
SHAFT-23	THE SHAFT
SHAFT-24	THE SHAFT
SHAFT-25	THE SHAFT
SHAFT-26	THE SHAFT
SHAFT-27	THE SHAFT
SHAFT-28	THE SHAFT
SHAFT-29	THE SHAFT
SHAFT-30	THE SHAFT
SHAFT-31	THE SHAFT
SHAFT-32	THE SHAFT
SHAFT-33	THE SHAFT
SHAFT-34	THE SHAFT
SHAFT-35	THE SHAFT
SHAFT-36	THE SHAFT
SHAFT-37	THE SHAFT
SHAFT-38	THE SHAFT
SHAFT-39	THE SHAFT
SHAFT-40	THE SHAFT
SHAFT-41	THE SHAFT
SHAFT-42	THE SHAFT
SHAFT-43	THE SHAFT
SHAFT-44	THE SHAFT
SHAFT-45	THE SHAFT
SHAFT-46	THE SHAFT
SHAFT-47	THE SHAFT
SHAFT-48	THE SHAFT
SHAFT-49	THE SHAFT
SHAFT-50	THE SHAFT
SHAFT-51	THE SHAFT
SHAFT-52	THE SHAFT
SHAFT-53	THE SHAFT
SHAFT-54	THE SHAFT
SHAFT-55	THE SHAFT
SHAFT-56	THE SHAFT
SHAFT-57	THE SHAFT
SHAFT-58	THE SHAFT
SHAFT-59	THE SHAFT
SHAFT-60	THE SHAFT
SHAFT-61	THE SHAFT
SHAFT-62	THE SHAFT
SHAFT-63	THE SHAFT
SHAFT-64	THE SHAFT
SHAFT-65	THE SHAFT
SHAFT-66	THE SHAFT
SHAFT-67	THE SHAFT
SHAFT-68	THE SHAFT
SHAFT-69	THE SHAFT
SHAFT-70	THE SHAFT
SHAFT-71	THE SHAFT
SHAFT-72	THE SHAFT
SHAFT-73	THE SHAFT
SHAFT-74	THE SHAFT
SHAFT-75	THE SHAFT
SHAFT-76	THE SHAFT
SHAFT-77	THE SHAFT
SHAFT-78	THE SHAFT
SHAFT-79	THE SHAFT
SHAFT-80	THE SHAFT
SHAFT-81	THE SHAFT
SHAFT-82	THE SHAFT
SHAFT-83	THE SHAFT
SHAFT-84	THE SHAFT
SHAFT-85	THE SHAFT
SHAFT-86	THE SHAFT
SHAFT-87	THE SHAFT
SHAFT-88	THE SHAFT
SHAFT-89	THE SHAFT
SHAFT-90	THE SHAFT
SHAFT-91	THE SHAFT
SHAFT-92	THE SHAFT
SHAFT-93	THE SHAFT
SHAFT-94	THE SHAFT
SHAFT-95	THE SHAFT
SHAFT-96	THE SHAFT
SHAFT-97	THE SHAFT
SHAFT-98	THE SHAFT
SHAFT-99	THE SHAFT
SHAFT-100	THE SHAFT
SHAFT-101	THE SHAFT
SHAFT-102	THE SHAFT
SHAFT-103	THE SHAFT
SHAFT-104	THE SHAFT
SHAFT-105	THE SHAFT
SHAFT-106	THE SHAFT
SHAFT-107	THE SHAFT
SHAFT-108	THE SHAFT
SHAFT-109	THE SHAFT
SHAFT-110	THE SHAFT
SHAFT-111	THE SHAFT
SHAFT-112	THE SHAFT
SHAFT-113	THE SHAFT
SHAFT-114	THE SHAFT
SHAFT-115	THE SHAFT
SHAFT-116	THE SHAFT
SHAFT-117	THE SHAFT
SHAFT-118	THE SHAFT
SHAFT-119	THE SHAFT
SHAFT-120	THE SHAFT
SHAFT-121	THE SHAFT
SHAFT-122	THE SHAFT
SHAFT-123	THE SHAFT
SHAFT-124	THE SHAFT
SHAFT-125	THE SHAFT
SHAFT-126	THE SHAFT
SHAFT-127	THE SHAFT
SHAFT-128	THE SHAFT
SHAFT-129	THE SHAFT
SHAFT-130	THE SHAFT
SHAFT-131	THE SHAFT
SHAFT-132	THE SHAFT
SHAFT-133	THE SHAFT
SHAFT-134	THE SHAFT
SHAFT-135	THE SHAFT
SHAFT-136	THE SHAFT
SHAFT-137	THE SHAFT
SHAFT-138	THE SHAFT
SHAFT-139	THE SHAFT
SHAFT-140	THE SHAFT
SHAFT-141	THE SHAFT
SHAFT-142	THE SHAFT
SHAFT-143	THE SHAFT
SHAFT-144	THE SHAFT
SHAFT-145	THE SHAFT
SHAFT-146	THE SHAFT
SHAFT-147	THE SHAFT
SHAFT-148	THE SHAFT
SHAFT-149	THE SHAFT
SHAFT-150	THE SHAFT
SHAFT-151	THE SHAFT
SHAFT-152	THE SHAFT
SHAFT-153	THE SHAFT
SHAFT-154	THE SHAFT
SHAFT-155	THE SHAFT
SHAFT-156	THE SHAFT
SHAFT-157	THE SHAFT
SHAFT-158	THE SHAFT
SHAFT-159	THE SHAFT
SHAFT-160	THE SHAFT
SHAFT-161	THE SHAFT
SHAFT-162	THE SHAFT
SHAFT-163	THE SHAFT
SHAFT-164	THE SHAFT
SHAFT-165	THE SHAFT
SHAFT-166	THE SHAFT
SHAFT-167	THE SHAFT
SHAFT-168	THE SHAFT
SHAFT-169	THE SHAFT
SHAFT-170	THE SHAFT
SHAFT-171	THE SHAFT
SHAFT-172	THE SHAFT
SHAFT-173	THE SHAFT
SHAFT-174	THE SHAFT
SHAFT-175	THE SHAFT
SHAFT-176	THE SHAFT
SHAFT-177	THE SHAFT
SHAFT-178	THE SHAFT
SHAFT-179	THE SHAFT
SHAFT-180	THE SHAFT
SHAFT-181	THE SHAFT
SHAFT-182	THE SHAFT
SHAFT-183	THE SHAFT
SHAFT-184	THE SHAFT
SHAFT-185	THE SHAFT
SHAFT-186	THE SHAFT
SHAFT-187	THE SHAFT
SHAFT-188	THE SHAFT
SHAFT-189	THE SHAFT
SHAFT-190	THE SHAFT
SHAFT-191	THE SHAFT
SHAFT-192	THE SHAFT
SHAFT-193	THE SHAFT
SHAFT-194	THE SHAFT
SHAFT-195	THE SHAFT
SHAFT-196	THE SHAFT
SHAFT-197	THE SHAFT
SHAFT-198	THE SHAFT
SHAFT-199	THE SHAFT
SHAFT-200	THE SHAFT
SHAFT-201	THE SHAFT
SHAFT-202	THE SHAFT
SHAFT-203	THE SHAFT
SHAFT-204	THE SHAFT
SHAFT-205	THE SHAFT
SHAFT-206	THE SHAFT
SHAFT-207	THE SHAFT
SHAFT-208	THE SHAFT
SHAFT-209	THE SHAFT
SHAFT-210	THE SHAFT
SHAFT-211	THE SHAFT
SHAFT-212	THE SHAFT
SHAFT-213	THE SHAFT
SHAFT-214	THE SHAFT
SHAFT-215	THE SHAFT
SHAFT-216	THE SHAFT
SHAFT-217	THE SHAFT
SHAFT-218	THE SHAFT
SHAFT-219	THE SHAFT
SHAFT-220	THE SHAFT
SHAFT-221	THE SHAFT
SHAFT-222	THE SHAFT
SHAFT-223	THE SHAFT
SHAFT-224	THE SHAFT
SHAFT-225	THE SHAFT
SHAFT-226	THE SHAFT
SHAFT-227	THE SHAFT
SHAFT-228	THE SHAFT
SHAFT-229	THE SHAFT
SHAFT-230	THE SHAFT
SHAFT-231	THE SHAFT
SHAFT-232	THE SHAFT
SHAFT-233	THE SHAFT
SHAFT-234	THE SHAFT
SHAFT-235	THE SHAFT
SHAFT-236	THE SHAFT
SHAFT-237	THE SHAFT
SHAFT-238	THE SHAFT
SHAFT-239	THE SHAFT
SHAFT-240	THE SHAFT
SHAFT-241	THE SHAFT
SHAFT-242	THE SHAFT
SHAFT-243	THE SHAFT
SHAFT-244	THE SHAFT
SHAFT-245	THE SHAFT
SHAFT-246	THE SHAFT
SHAFT-247	THE SHAFT
SHAFT-248	THE SHAFT
SHAFT-249	THE SHAFT
SHAFT-250	THE SHAFT
SHAFT-251	THE SHAFT
SHAFT-252	THE SHAFT
SHAFT-253	THE SHAFT
SHAFT-254	THE SHAFT
SHAFT-255	THE SHAFT
SHAFT-256	THE SHAFT
SHAFT-257	THE SHAFT
SHAFT-258	THE SHAFT
SHAFT-259	THE SHAFT
SHAFT-260	THE SHAFT
SHAFT-261	THE SHAFT
SHAFT-262	THE SHAFT
SHAFT-263	THE SHAFT
SHAFT-264	THE SHAFT
SHAFT-265	THE SHAFT
SHAFT-266	THE SHAFT
SHAFT-267	THE SHAFT
SHAFT-268	THE SHAFT
SHAFT-269	THE SHAFT
SHAFT-270	THE SHAFT
SHAFT-271	THE SHAFT
SHAFT-272	THE SHAFT
SHAFT-273	THE SHAFT
SHAFT-274	THE SHAFT
SHAFT-275	THE SHAFT
SHAFT-276	THE SHAFT
SHAFT-277	THE SHAFT
SHAFT-278	THE SHAFT
SHAFT-279	THE SHAFT
SHAFT-280	THE SHAFT
SHAFT-281	THE SHAFT
SHAFT-282	THE SHAFT
SHAFT-283	THE SHAFT
SHAFT-284	THE SHAFT
SHAFT-285	THE SHAFT
SHAFT-286	THE SHAFT
SHAFT-287	THE SHAFT
SHAFT-288	THE SHAFT
SHAFT-289	THE SHAFT
SHAFT-290	THE SHAFT
SHAFT-291	THE SHAFT
SHAFT-292	THE SHAFT
SHAFT-293	THE SHAFT
SHAFT-294	THE SHAFT
SHAFT-295	THE SHAFT
SHAFT-296	THE SHAFT
SHAFT-297	THE SHAFT
SHAFT-298	THE SHAFT
SHAFT-299	THE SHAFT
SHAFT-300	THE SHAFT
SHAFT-301	THE SHAFT
SHAFT-302	THE SHAFT
SHAFT-303	THE SHAFT
SHAFT-304	THE SHAFT
SHAFT-305	THE SHAFT
SHAFT-306	THE SHAFT
SHAFT-307	THE SHAFT
SHAFT-308	THE SHAFT
SHAFT-309	THE SHAFT
SHAFT-310	THE SHAFT
SHAFT-311	THE SHAFT
SHAFT-312	THE SHAFT
SHAFT-313	THE SHAFT
SHAFT-314	THE SHAFT
SHAFT-315	THE SHAFT
SHAFT-316	THE SHAFT
SHAFT-317	THE SHAFT
SHAFT-318	THE SHAFT
SHAFT-319	THE SHAFT
SHAFT-320	THE SHAFT
SHAFT-321	THE SHAFT
SHAFT-322	THE SHAFT
SHAFT-323	THE SHAFT
SHAFT-324	THE SHAFT
SHAFT-325	THE SHAFT
SHAFT-326	THE SHAFT
SHAFT-327	THE SHAFT
SHAFT-328	THE SHAFT
SHAFT-329	THE SHAFT
SHAFT-330	THE SHAFT
SHAFT-331	THE SHAFT
SHAFT-332	THE SHAFT
SHAFT-333	THE SHAFT
SHAFT-334	THE SHAFT
SHAFT-335	THE SHAFT
SHAFT-336	THE SHAFT
SHAFT-337	THE SHAFT
SHAFT-338	THE SHAFT
SHAFT-339	THE SHAFT
SHAFT-340	THE SHAFT
SHAFT-341	THE SHAFT
SHAFT-342	THE SHAFT
SHAFT-343	THE SHAFT
SHAFT-344	THE SHAFT
SHAFT-345	THE SHAFT
SHAFT-346	THE SHAFT
SHAFT-347	THE SHAFT
SHAFT-348	THE SHAFT
SHAFT-349	THE SHAFT
SHAFT-350	THE SHAFT
SHAFT-351	THE SHAFT
SHAFT-352	THE SHAFT
SHAFT-353	THE SHAFT
SHAFT-354	THE SHAFT
SHAFT-355	THE SHAFT
SHAFT-356	THE SHAFT
SHAFT-357	THE SHAFT
SHAFT-358	THE SHAFT
SHAFT-359	THE SHAFT
SHAFT-360	THE SHAFT
SHAFT-361	THE SHAFT
SHAFT-362	THE SHAFT
SHAFT-363	THE SHAFT
SHAFT-364	THE SHAFT
SHAFT-365	THE SHAFT
SHAFT-366	THE SHAFT
SHAFT-367	THE SHAFT
SHAFT-368	THE SHAFT
SHAFT-369	THE SHAFT
SHAFT-370	THE SHAFT
SHAFT-371	THE SHAFT
SHAFT-372	THE SHAFT
SHAFT-373	THE SHAFT
SHAFT-374	THE SHAFT
SHAFT-375	THE SHAFT
SHAFT-376	THE SHAFT
SHAFT-377	THE SHAFT
SHAFT-378	THE SHAFT
SHAFT-379	THE SHAFT
SHAFT-380	THE SHAFT
SHAFT-381	THE SHAFT
SHAFT-382	THE SHAFT
SHAFT-383	THE SHAFT
SHAFT-384	THE SHAFT
SHAFT-385	THE SHAFT
SHAFT-386	THE SHAFT
SHAFT-387	THE SHAFT
SHAFT-388	THE SHAFT
SHAFT-389	THE SHAFT
SHAFT-390	THE SHAFT
SHAFT-391	THE SHAFT
SHAFT-392	THE SHAFT
SHAFT-393	THE SHAFT
SHAFT-394	THE SHAFT
SHAFT-395	THE SHAFT
SHAFT-396	THE SHAFT
SHAFT-397	THE SHAFT
SHAFT-398	THE SHAFT
SHAFT-399	THE SHAFT
SHAFT-400	THE SHAFT
SHAFT-401	THE SHAFT
SHAFT-402	THE SHAFT
SHAFT-403	THE SHAFT
SHAFT-404	THE SHAFT
SHAFT-405	THE SHAFT
SHAFT-406	THE SHAFT
SHAFT-407	THE SHAFT
SHAFT-408	THE SHAFT
SHAFT-409	THE SHAFT
SHAFT-410	THE SHAFT
SHAFT-411	THE SHAFT
SHAFT-412	THE SHAFT
SHAFT-413	THE SHAFT
SHAFT-414	THE SHAFT
SHAFT-415	THE SHAFT
SHAFT-416	THE SHAFT
SHAFT-417	THE SHAFT
SHAFT-418	THE SHAFT
SHAFT-419	THE SHAFT
SHAFT-420	THE SHAFT
SHAFT-421	THE SHAFT
SHAFT-422	THE SHAFT
SHAFT-423	THE SHAFT
SHAFT-424	THE SHAFT
SHAFT-425	THE SHAFT
SHAFT-426	THE SHAFT
SHAFT-427	THE SHAFT
SHAFT-428	THE SHAFT
SHAFT-429	THE SHAFT
SHAFT-430	THE SHAFT
SHAFT-431	THE SHAFT
SHAFT-432	THE SHAFT
SHAFT-433	THE SHAFT
SHAFT-434	THE SHAFT
SHAFT-435	THE SHAFT
SHAFT-436	THE SHAFT
SHAFT-437	THE SHAFT
SHAFT-438	THE SHAFT
SHAFT-439	THE SHAFT
SHAFT-440	THE SHAFT
SHAFT-441	THE SHAFT
SHAFT-442	THE SHAFT
SHAFT-443	THE SHAFT
SHAFT-444	THE SHAFT
SHAFT-445	THE SHAFT
SHAFT-446	THE SHAFT
SHAFT-447	THE SHAFT
SHAFT-448	THE SHAFT
SHAFT-449	THE SHAFT
SHAFT-450	THE SHAFT
SHAFT-451	THE SHAFT
SHAFT-452	THE SHAFT
SHAFT-453	THE SHAFT
SHAFT-454	THE SHAFT
SHAFT-455	THE SHAFT
SHAFT-456	THE SHAFT
SHAFT-457	THE SHAFT
SHAFT-458	THE SHAFT
SHAFT-459	THE SHAFT
SHAFT-460	THE SHAFT
SHAFT-461	THE SHAFT
SHAFT-462	THE SHAFT
SHAFT-463	THE SHAFT
SHAFT-464	THE SHAFT
SHAFT-465	THE SHAFT
SHAFT-466	THE SHAFT
SHAFT-467	THE SHAFT
SHAFT-468	THE SHAFT
SHAFT-469	THE SHAFT
SHAFT-470	THE SHAFT
SHAFT-471	THE SHAFT
SHAFT-472	THE SHAFT
SHAFT-473	THE SHAFT
SHAFT-474	THE SHAFT
SHAFT-475	THE SHAFT
SHAFT-476	THE SHAFT
SHAFT-477	THE SHAFT
SHAFT-478	THE SHAFT
SHAFT-479	THE SHAFT
SHAFT-480	THE SHAFT
SHAFT-481	THE SHAFT
SHAFT-482	THE SHAFT
SHAFT-483	THE SHAFT
SHAFT-484	THE SHAFT
SHAFT-485	THE SHAFT
SHAFT-486	THE SHAFT
SHAFT-487	THE SHAFT
SHAFT-488	THE SHAFT
SHAFT-489	THE SHAFT
SHAFT-490	THE SHAFT
SHAFT-491	THE SHAFT
SHAFT-492	THE SHAFT
SHAFT-493	THE SHAFT
SHAFT-494	THE SHAFT
SHAFT-495	THE SHAFT
SHAFT-496	THE SHAFT
SHAFT-497	THE SHAFT
SHAFT-498	THE SHAFT
SHAFT-499	THE SHAFT
SHAFT-500	THE SHAFT
SHAFT-501	THE SHAFT
SHAFT-502	THE SHAFT
SHAFT-503	THE SHAFT
SHAFT-504	THE SHAFT
SHAFT-505	THE SHAFT
SHAFT-506	THE SHAFT
SHAFT-507	THE SHAFT
SHAFT-508	THE SHAFT
SHAFT-509	THE SHAFT
SHAFT-510	THE SHAFT
SHAFT-511	THE SHAFT
SHAFT-512	THE SHAFT
SHAFT-513	THE SHAFT
SHAFT-514	THE SHAFT
SHAFT-515	THE SHAFT
SHAFT-516	THE SHAFT
SHAFT-517	THE SHAFT
SHAFT-518	THE SHAFT
SHAFT-519	THE SHAFT
SHAFT-520	THE SHAFT
SHAFT-521	THE SHAFT
SHAFT-522	THE SHAFT
SHAFT-523	THE SHAFT
SHAFT-524	THE SHAFT
SHAFT-525	THE SHAFT
SHAFT-526	THE SHAFT
SHAFT-527	THE SHAFT
SHAFT-528	THE SHAFT
SHAFT-529	THE SHAFT
SHAFT-530	THE SHAFT
SHAFT-531	THE SHAFT
SHAFT-532	THE SHAFT
SHAFT-533	THE SHAFT
SHAFT-534	THE SHAFT
SHAFT-535	THE SHAFT
SHAFT-536	THE SHAFT
SHAFT-537	THE SHAFT
SHAFT-538	THE SHAFT
SHAFT-539	THE SHAFT
SHAFT-540	THE SHAFT
SHAFT-541	THE SHAFT
SHAFT-542	THE SHAFT
SHAFT-543	THE SHAFT
SHAFT-544	THE SHAFT
SHAFT-545	THE SHAFT
SHAFT-546	THE SHAFT
SHAFT-547	THE SHAFT
SHAFT-548	THE SHAFT
SHAFT-549	THE SHAFT
SHAFT-550	THE SHAFT
SHAFT-551	THE SHAFT
SHAFT-552	THE SHAFT
SHAFT-553	THE SHAFT
SHAFT-554	THE SHAFT
SHAFT-555	THE SHAFT
SHAFT-556	THE SHAFT
SHAFT-557	THE SHAFT
SHAFT-558	THE SHAFT
SHAFT-559	THE SHAFT
SHAFT-560	THE SHAFT
SHAFT-561	THE SHAFT
SHAFT-562	THE SHAFT
SHAFT-563	THE SHAFT
SHAFT-564	THE SHAFT
SHAFT-565	THE SHAFT
SHAFT-566	THE SHAFT
SHAFT-567	THE SHAFT
SHAFT-568	THE SHAFT
SHAFT-569	THE SHAFT
SHAFT-570	THE SHAFT
SHAFT-571	THE SHAFT
SHAFT-572	THE SHAFT
SHAFT-573	THE SHAFT
SHAFT-574	THE SHAFT
SHAFT-575	THE SHAFT
SHAFT-576	THE SHAFT
SHAFT-577	THE SHAFT
SHAFT-578	THE SHAFT
SHAFT-579	THE SHAFT
SHAFT-580	THE SHAFT
SHAFT-581	THE SHAFT
SHAFT-582	THE SHAFT
SHAFT-583	THE SHAFT
SHAFT-584	THE SHAFT
SHAFT-585	THE SHAFT
SHAFT-586	THE SHAFT
SHAFT-587	THE SHAFT
SHAFT-588	THE SHAFT
SHAFT-589	THE SHAFT
SHAFT-590	THE SHAFT
SHAFT-591	THE SHAFT
SHAFT-592	THE SHAFT
SHAFT-593	THE SHAFT
SHAFT-594	THE SHAFT
SHAFT-595	THE SHAFT
SHAFT-596	THE SHAFT
SHAFT-597	THE SHAFT
SHAFT-598	THE SHAFT
SHAFT-599	THE SHAFT
SHAFT-600	THE SHAFT
SHAFT-601	THE SHAFT
SHAFT-602	THE SHAFT
SHAFT-603	THE SHAFT
SHAFT-604	THE SHAFT
SHAFT-605	THE SHAFT
SHAFT-606	THE SHAFT
SHAFT-607	THE SHAFT
SHAFT-608	THE SHAFT
SHAFT-609	THE SHAFT
SHAFT-610	THE SHAFT
SHAFT-611	THE SHAFT
SHAFT-612	THE SHAFT
SHAFT-613	THE SHAFT
SHAFT-614	THE SHAFT
SHAFT-615	THE SHAFT
SHAFT-616	THE SHAFT
SHAFT-617	THE SHAFT
SHAFT-618	THE SHAFT
SHAFT-619	THE SHAFT
SHAFT-620	THE SHAFT
SHAFT-621	THE SHAFT
SHAFT-622	THE SHAFT
SHAFT-623	THE SHAFT
SHAFT-624	THE SHAFT
SHAFT-625	THE SHAFT
SHAFT-626	THE SHAFT
SHAFT-627	THE SHAFT
SHAFT-628	THE SHAFT
SHAFT-629	THE SHAFT
SHAFT-630	THE SHAFT
SHAFT-631	THE SHAFT
SHAFT-632	THE SHAFT
SHAFT-633	THE SHAFT
SHAFT-634	THE SHAFT
SHAFT-635	THE SHAFT
SHAFT-636	THE SHAFT
SHAFT-637	THE SHAFT
SHAFT-638	THE SHAFT
SHAFT-639	THE SHAFT
SHAFT-640	THE SHAFT
SHAFT-641	THE SHAFT
SHAFT-642	THE SHAFT
SHAFT-643	THE SHAFT
SHAFT-644	THE SHAFT
SHAFT-645	THE SHAFT
SHAFT-646	THE SHAFT
SHAFT-647	THE SHAFT
SHAFT-648	THE SHAFT
SHAFT-649	THE SHAFT
SHAFT-650	THE SHAFT
SHAFT-651	THE SHAFT
SHAFT-652	THE SHAFT
SHAFT-653	THE SHAFT
SHAFT-654	THE SHAFT
SHAFT-655	THE SHAFT
SHAFT-656	THE SHAFT
SHAFT-657	THE SHAFT
SHAFT-658	THE SHAFT
SHAFT-659	THE SHAFT
SHAFT-660	THE SHAFT
SHAFT-661	THE SHAFT
SHAFT-662	THE SHAFT
SHAFT-663	THE SHAFT
SHAFT-664	THE SHAFT
SHAFT-665	THE SHAFT
SHAFT-666	THE SHAFT
SHAFT-667	THE SHAFT
SHAFT-668	THE SHAFT
SHAFT-669	THE SHAFT
SHAFT-670	THE SHAFT
SHAFT-671	THE SHAFT
SHAFT-672	THE SHAFT
SHAFT-673	THE SHAFT
SHAFT-674	THE SHAFT
SHAFT-675	THE SHAFT
SHAFT-676	THE SHAFT
SHAFT-677	THE SHAFT
SHAFT-678	THE SHAFT
SHAFT-679	THE SHAFT
SHAFT-680	THE SHAFT
SHAFT-681	THE SHAFT
SHAFT-682	THE SHAFT
SHAFT-683	THE SHAFT
SHAFT-684	THE SHAFT
SHAFT-685	THE SHAFT
SHAFT-686	THE SHAFT
SHAFT-687	THE SHAFT
SHAFT-688	THE SHAFT
SHAFT-689	THE SHAFT
SHAFT-690	THE SH



SIXTH FLOOR LVL
1 : 100

This drawing is the property of L&T Construction. (L&T-ECC) and shall not be passed on to any person or body not authorised by us. It must not be issued or otherwise made use either in whole or part by such person or body without our permission in writing.



GENERAL NOTES:

REFERENCE DRAWINGS:

FLOOR PLANS	-	
ELEVATIONS	-	
SECTIONS	-	

PROOF CONSULTANT

L&T LARSEN & TOUBRO LIMITED
L&T Construction - Chennai

CLIENT:
BMSICL
BIHAR MEDICAL SERVICES AND INFRASTRUCTURE CORPORATION LIMITED

ARCHITECT (P):	SIGNATURE
CGM (P):	GM (F) LTD.
GM (F):	CGM (F):
DESIGN CONSULTANTS (DMRC): SUBHASHISH GOSE AND ASSOCIATES, DELHI	SIGNATURE

EPC CONTRACTORS:
L&T Construction
Buildings & Factories

PROJECT:
REDEVELOPMENT OF PATNA MEDICAL COLLEGE AND HOSPITAL (PMCH) AT PATNA, BIHAR

JOB No.: 027478	BUILDING NAME: CENTRAL UTILITY BLOCK
	DRAWING TITLE: SIXTH FLOOR PLAN
	DRAWING NUMBER: 027478 - A - MP - ET - 1100 - 0156

ISSUED FOR					
SCALE: 1:100	PLOT SIZE: A0	DESIGNED BY:	DRAWN BY:	CHECKED BY:	APPROVED BY:

N

ABBREVIATIONS

LVL	-	LEVEL
FF	-	FINISHED FLOOR LEVEL
TOC	-	TOP OF CONCRETE
[XX]	-	CLAY BRICK / HOLLOW BLOCK
MH	-	MAN HOLE
FHC	-	FIRE HOSE CABINET
DN	-	DOWN COMP FOR STAIR

WALL LEGENDS:
- 230mm CLAY BRICK WALL
- 150mm CLAY BRICK WALL
- 100mm BLOCK WALL
- 115mm PLASTER WALL
- RC R.C.C. WALL AS ARCHITECTURAL

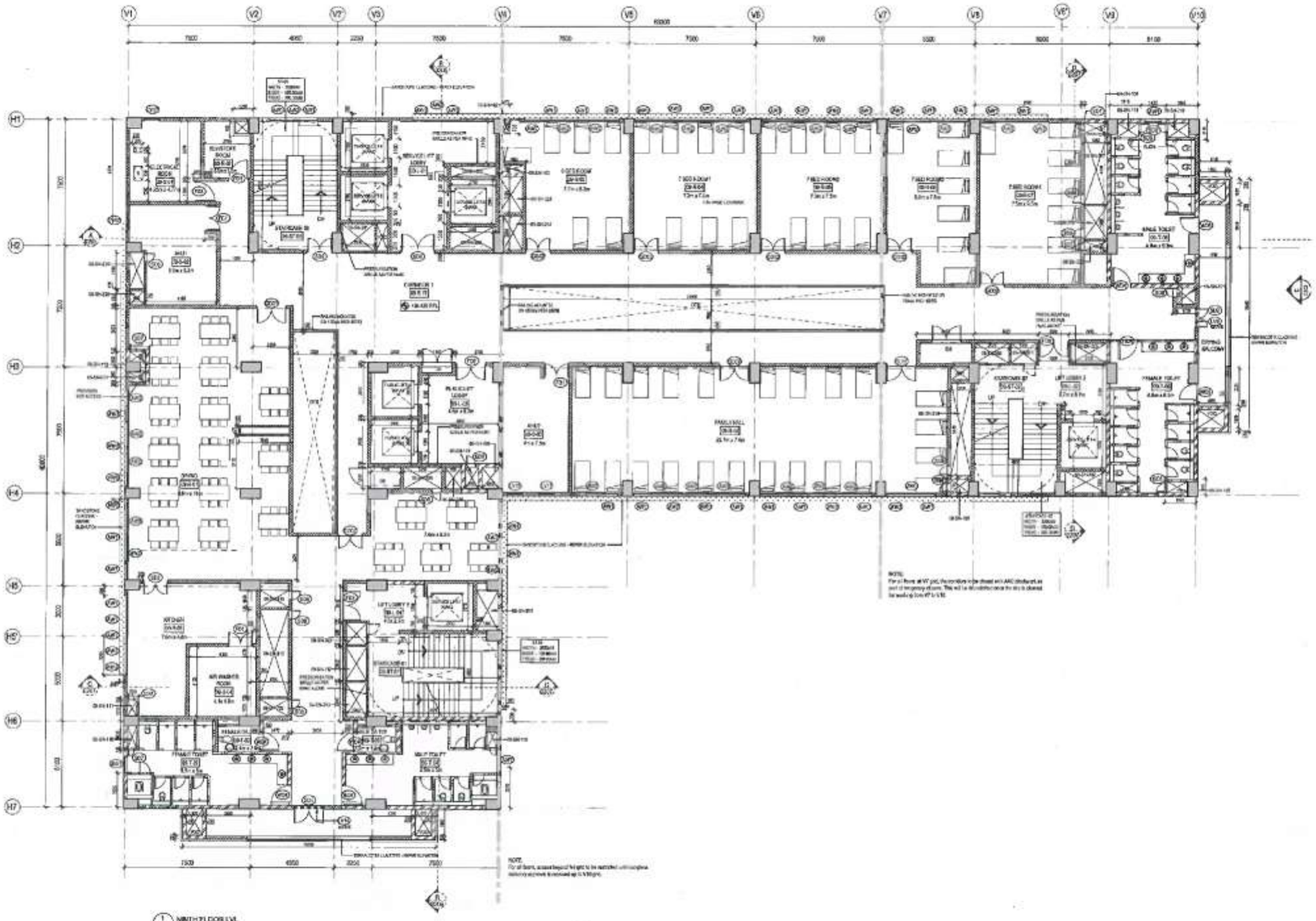
CUTOUT LEGENDS:
- RCC SLAB AS ARCHITECTURAL
- SLOPE

REVISIONS

NO	DESCRIPTION
1	ISSUED FOR CONSTRUCTION
2	ADDITIONAL BLOCK AS PER NEW REQUIREMENT
3	ISSUED FOR CONSTRUCTION
4	ISSUED FOR CONSTRUCTION
5	ISSUED FOR CONSTRUCTION

SIXTH FLOOR ROOM SCHEDULE

SQUARE NO	DESCRIPTION
06-01-05	CONFERENCE HALL 36 SEATS
06-01-03	CLT ROOM
06-01-02	CLT FOYER
06-01-01	STAIRCASE 01
06-01-02	STAIRCASE 02
06-01-03	STAIRCASE 03
06-01-04	LIFT LOBBY
06-01-05	PLANT ROOM 01
06-01-06	PLANT ROOM 02
06-01-07	PLANT ROOM 03
06-01-08	PLANT ROOM 04
06-01-09	PLANT ROOM 05
06-01-10	PLANT ROOM 06
06-01-11	PLANT ROOM 07
06-01-12	PLANT ROOM 08
06-01-13	PLANT ROOM 09
06-01-14	PLANT ROOM 10
06-01-15	PLANT ROOM 11
06-01-16	PLANT ROOM 12
06-01-17	PLANT ROOM 13
06-01-18	PLANT ROOM 14
06-01-19	PLANT ROOM 15
06-01-20	PLANT ROOM 16
06-01-21	PLANT ROOM 17
06-01-22	PLANT ROOM 18
06-01-23	PLANT ROOM 19
06-01-24	PLANT ROOM 20
06-01-25	PLANT ROOM 21
06-01-26	PLANT ROOM 22
06-01-27	PLANT ROOM 23
06-01-28	PLANT ROOM 24
06-01-29	PLANT ROOM 25
06-01-30	PLANT ROOM 26
06-01-31	PLANT ROOM 27
06-01-32	PLANT ROOM 28
06-01-33	PLANT ROOM 29
06-01-34	PLANT ROOM 30
06-01-35	PLANT ROOM 31
06-01-36	PLANT ROOM 32
06-01-37	PLANT ROOM 33
06-01-38	PLANT ROOM 34
06-01-39	PLANT ROOM 35
06-01-40	PLANT ROOM 36
06-01-41	PLANT ROOM 37
06-01-42	PLANT ROOM 38
06-01-43	PLANT ROOM 39
06-01-44	PLANT ROOM 40
06-01-45	PLANT ROOM 41
06-01-46	PLANT ROOM 42
06-01-47	PLANT ROOM 43
06-01-48	PLANT ROOM 44
06-01-49	PLANT ROOM 45
06-01-50	PLANT ROOM 46
06-01-51	PLANT ROOM 47
06-01-52	PLANT ROOM 48
06-01-53	PLANT ROOM 49
06-01-54	PLANT ROOM 50
06-01-55	PLANT ROOM 51
06-01-56	PLANT ROOM 52
06-01-57	PLANT ROOM 53
06-01-58	PLANT ROOM 54
06-01-59	PLANT ROOM 55
06-01-60	PLANT ROOM 56
06-01-61	PLANT ROOM 57
06-01-62	PLANT ROOM 58
06-01-63	PLANT ROOM 59
06-01-64	PLANT ROOM 60
06-01-65	PLANT ROOM 61
06-01-66	PLANT ROOM 62
06-01-67	PLANT ROOM 63
06-01-68	PLANT ROOM 64
06-01-69	PLANT ROOM 65
06-01-70	PLANT ROOM 66
06-01-71	PLANT ROOM 67
06-01-72	PLANT ROOM 68
06-01-73	PLANT ROOM 69
06-01-74	PLANT ROOM 70
06-01-75	PLANT ROOM 71
06-01-76	PLANT ROOM 72
06-01-77	PLANT ROOM 73
06-01-78	PLANT ROOM 74
06-01-79	PLANT ROOM 75
06-01-80	PLANT ROOM 76
06-01-81	PLANT ROOM 77
06-01-82	PLANT ROOM 78
06-01-83	PLANT ROOM 79
06-01-84	PLANT ROOM 80
06-01-85	PLANT ROOM 81
06-01-86	PLANT ROOM 82
06-01-87	PLANT ROOM 83
06-01-88	PLANT ROOM 84
06-01-89	PLANT ROOM 85
06-01-90	PLANT ROOM 86
06-01-91	PLANT ROOM 87
06-01-92	PLANT ROOM 88
06-01-93	PLANT ROOM 89
06-01-94	PLANT ROOM 90
06-01-95	PLANT ROOM 91
06-01-96	PLANT ROOM 92
06-01-97	PLANT ROOM 93
06-01-98	PLANT ROOM 94
06-01-99	PLANT ROOM 95
06-01-100	PLANT ROOM 96
06-01-101	PLANT ROOM 97
06-01-102	PLANT ROOM 98
06-01-103	PLANT ROOM 99
06-01-104	PLANT ROOM 100
06-01-105	PLANT ROOM 101
06-01-106	PLANT ROOM 102
06-01-107	PLANT ROOM 103
06-01-108	PLANT ROOM 104
06-01-109	PLANT ROOM 105
06-01-110	PLANT ROOM 106
06-01-111	PLANT ROOM 107
06-01-112	PLANT ROOM 108
06-01-113	PLANT ROOM 109
06-01-114	PLANT ROOM 110
06-01-115	PLANT ROOM 111
06-01-116	PLANT ROOM 112
06-01-117	PLANT ROOM 113
06-01-118	PLANT ROOM 114
06-01-119	PLANT ROOM 115
06-01-120	PLANT ROOM 116
06-01-121	PLANT ROOM 117
06-01-122	PLANT ROOM 118
06-01-123	PLANT ROOM 119
06-01-124	PLANT ROOM 120
06-01-125	PLANT ROOM 121
06-01-126	PLANT ROOM 122
06-01-127	PLANT ROOM 123
06-01-128	PLANT ROOM 124
06-01-129	PLANT ROOM 125
06-01-130	PLANT ROOM 126
06-01-131	PLANT ROOM 127
06-01-132	PLANT ROOM 128
06-01-133	PLANT ROOM 129
06-01-134	PLANT ROOM 130
06-01-135	PLANT ROOM 131
06-01-136	PLANT ROOM 132
06-01-137	PLANT ROOM 133
06-01-138	PLANT ROOM 134
06-01-139	PLANT ROOM 135
06-01-140	PLANT ROOM 136
06-01-141	PLANT ROOM 137
06-01-142	PLANT ROOM 138
06-01-143	PLANT ROOM 139
06-01-144	PLANT ROOM 140
06-01-145	PLANT ROOM 141
06-01-146	PLANT ROOM 142
06-01-147	PLANT ROOM 143
06-01-148	PLANT ROOM 144
06-01-149	PLANT ROOM 145
06-01-150	PLANT ROOM 146
06-01-151	PLANT ROOM 147
06-01-152	PLANT ROOM 148
06-01-153	PLANT ROOM 149
06-01-154	PLANT ROOM 150
06-01-155	PLANT ROOM 151
06-01-156	PLANT ROOM 152
06-01-157	PLANT ROOM 153
06-01-158	PLANT ROOM 154
06-01-159	PLANT ROOM 155
06-01-160	PLANT ROOM 156
06-01-161	PLANT ROOM 157
06-01-162	PLANT ROOM 158
06-01-163	PLANT ROOM 159
06-01-164	PLANT ROOM 160
06-01-165	PLANT ROOM 161
06-01-166	PLANT ROOM 162
06-01-167	PLANT ROOM 163
06-01-168	PLANT ROOM 164
06-01-169	PLANT ROOM 165
06-01-170	PLANT ROOM 166
06-01-171	PLANT ROOM 167
06-01-172	PLANT ROOM 168
06-01-173	PLANT ROOM 169
06-01-174	PLANT ROOM 170
06-01-175	PLANT ROOM 171
06-01-176	PLANT ROOM 172
06-01-177	PLANT ROOM 173
06-01-178	PLANT ROOM 174
06-01-179	PLANT ROOM 175
06-01-180	PLANT ROOM 176
06-01-181	PLANT ROOM 177
06-01-182	PLANT ROOM 178
06-01-183	PLANT ROOM 179
06-01-184	PLANT ROOM 180
06-01-185	PLANT ROOM 181
06-01-186	PLANT ROOM 182
06-01-187	PLANT ROOM 183
06-01-188	PLANT ROOM 184
06-01-189	PLANT ROOM 185
06-01-190	PLANT ROOM 186
06-01-191	PLANT ROOM 187
06-01-192	PLANT ROOM 188
06-01-193	PLANT ROOM 189
06-01-194	PLANT ROOM 190
06-01-195	PLANT ROOM 191
06-01-196	PLANT ROOM 192
06-01-197	PLANT ROOM 193
06-01-198	PLANT ROOM 194
06-01-199	PLANT ROOM 195
06-01-200	PLANT ROOM 196
06-01-201	PLANT ROOM 197
06-01-202	PLANT ROOM 198
06-01-203	PLANT ROOM 199
06-01-204	PLANT ROOM 200
06-01-205	PLANT ROOM 201
06-01-206	PLANT ROOM 202
06-01-207	PLANT ROOM 203
06-01-208	PLANT ROOM 204
06-01-209	PLANT ROOM 205
06-01-210	PLANT ROOM 206
06-01-211	PLANT ROOM 207
06-01-212	PLANT ROOM 208
06-01-213	PLANT ROOM 209
06-01-214	PLANT ROOM 210
06-01-215	PLANT ROOM 211
06-01-216	PLANT ROOM 212
06-01-217	PLANT ROOM 213
06-01-218	PLANT ROOM 214
06-01-219	PLANT ROOM 215
06-01-220	PLANT ROOM 216
06-01-221	PLANT ROOM 217
06-01-222	PLANT ROOM 218
06-01-223	PLANT ROOM 219
06-01-224	PLANT ROOM 220
06-01-225	PLANT ROOM 221
06-01-226	PLANT ROOM 222
06-01-227	PLANT ROOM 223
06-01-228	PLANT ROOM 224
06-01-229	PLANT ROOM 225
06-01-230	PLANT ROOM 226
06-01-231	PLANT ROOM 227
06-01-232	PLANT ROOM 228
06-01-233	PLANT ROOM 229
06-01-234	PLANT ROOM 230
06-01-235	PLANT ROOM 231
06-01-236	PLANT ROOM 232
06-01-237	PLANT ROOM 233
06-01-238	PLANT ROOM 234
06-01-239	PLANT ROOM 235
06-01-240	PLANT ROOM 236
06-01-241	PLANT ROOM 237
06-01-242	PLANT ROOM 238
06-01-243	PLANT ROOM 239
06-01-244	PLANT ROOM 240
06-01-245	PLANT ROOM 241
06-01-246	PLANT ROOM 242
06-01-247	PLANT ROOM 243
06-01-248	PLANT ROOM 244
06-01-249	PLANT ROOM 245
06-01-250	PLANT ROOM 246
06-01-251	PLANT ROOM 247
06-01-252	PLANT ROOM 248
06-01-253	PLANT ROOM 249
06-01-254	PLANT ROOM 250
06-01-255	PLANT ROOM 251
06-01-256	PLANT ROOM 252
06-01-257	PLANT ROOM 253
06-01-258	PLANT ROOM 254
06-01-259	PLANT ROOM 255
06-01-260	PLANT ROOM 256
06-01-261	PLANT ROOM 257
06-01-262	PLANT ROOM 258
06-01-263	PLANT ROOM 259
06-01-264	PLANT ROOM 260
06-01-265	PLANT ROOM 261
06-01-266	PLANT ROOM 262
06-01-267	PLANT ROOM 263
06-01-268	PLANT ROOM 264
06-01-269	PLANT ROOM 265
06-01-270	PLANT ROOM 266
06-01-271	PLANT ROOM 267
06-01-272	PLANT ROOM 268
06-01-273	PLANT ROOM 269
06-01-274	PLANT ROOM 270
06-01-275	PLANT ROOM 271
06-01-276	PLANT ROOM 272
06-01-277	PLANT ROOM 273
06-01-278	PLANT ROOM 274
06-01-279	PLANT ROOM 275
06-01-280	PLANT ROOM 276
06-01-281	PLANT ROOM 277
06-01-282	PLANT ROOM 278
06-01-283	PLANT ROOM 279
06-01-284	PLANT ROOM 280
06-01-285	PLANT ROOM 281
06-01-286	PLANT ROOM 282
06-01-287	PLANT ROOM 283
06-01-288	PLANT ROOM 284
06-01-289	PLANT ROOM 285
06-01-290	PLANT ROOM 286
06-01-291	PLANT ROOM 287
06-01-292	PLANT ROOM 288
06-01-293	PLANT ROOM 289
06-01-294	PLANT ROOM 290
06-01-295	PLANT ROOM 291
06-01-296	PLANT ROOM 292
06-01-297	PLANT ROOM 293
06-01-298	PLANT ROOM 294
06-01-299	PLANT ROOM 295
06-01-300	PLANT ROOM 296
06-01-301	PLANT ROOM 297
06-01-302	PLANT ROOM 298
06-01-303	PLANT ROOM 299
06-01-304	PLANT ROOM 300
06-01-305	PLANT ROOM 301
06-01-306	PLANT ROOM 302
06-01-307	PLANT ROOM 303
06-01-308	PLANT ROOM 304
06-01-309	PLANT ROOM 305
06-01-310	PLANT ROOM 306
06-01-311	PLANT ROOM 307
06-01-312	PLANT ROOM 308
06-01-313	PLANT ROOM 309
06-01-314	PLANT ROOM 310
06-01-315	PLANT ROOM 311
06-01-316	PLANT ROOM 312
06-01-317	PLANT ROOM 313
06-01-318	PLANT ROOM 314
06-01-319	PLANT ROOM 315
06-01-320	PLANT ROOM 316
06-01-321	PLANT ROOM 317
06-01-322	PLANT ROOM 318
06-01-323	PLANT ROOM 319
06-01-324	PLANT ROOM 320
06-01-325	PLANT ROOM 321
06-01-326	PLANT ROOM 322
06-01-327	PLANT ROOM 323
06-01-328	PLANT ROOM 324
06-01-329	PLANT ROOM 325
06-01-330	PLANT ROOM 326
06-01-331	PLANT ROOM 327
06-01-332	PLANT ROOM 328
06-01-333	PLANT ROOM 329
06-01-334	PLANT ROOM 330
06-01-335	PLANT ROOM 331
06-01-336	PLANT ROOM 332
06-01-337	PLANT ROOM 333
06-01-338	PLANT ROOM 334
06-01-339	PLANT ROOM 335
06-01-340	PLANT ROOM 336
06-01-341	PLANT ROOM 337
06-01-342	PLANT ROOM 338
06-01-343	PLANT ROOM 339
06-01-344	PLANT ROOM 340
06-01-345	PLANT ROOM 341
06-01-346	PLANT ROOM 342
06-01-347	PLANT ROOM 343
06-01-348	PLANT ROOM 344
06-01-349	PLANT ROOM 345
06-01-350	PLANT ROOM 346
06-01-351	PLANT ROOM 347
06-01-352	PLANT ROOM 348
06-01-353	PLANT ROOM 349
06-01-354	PLANT ROOM 350
06-01-355	PLANT ROOM 351
06-01-356	PLANT ROOM 352
06-01-357	PLANT ROOM 353
06-01-358	PLANT ROOM 354
06-01-359	PLANT ROOM 355
06-01-360	PLANT ROOM 356
06-01-361	PLANT ROOM 357
06-01-362	PLANT ROOM 358
06-01-363	PLANT ROOM 359
06-01-364	PLANT ROOM 360
06-01-365	PLANT ROOM 361
06-01-366	PLANT ROOM 362
06-01-367	PLANT ROOM 363
06-01-368	PLANT ROOM 364
06-01-369	PLANT ROOM 365
06-01-370	PLANT ROOM 366
06-01-371	PLANT ROOM 367
06-01-372	PLANT ROOM 368
06-01-373	PLANT ROOM 369
06-01-374	PLANT ROOM 370
06-01-375	PLANT ROOM 371
06-01-376	PLANT ROOM 372
06-01-377	PLANT ROOM 373
06-01-378	PLANT ROOM 374
06-01-379	PLANT ROOM 375
06-01-380	PLANT ROOM 376
06-01-381	PLANT ROOM 377
06-01-382	PLANT ROOM 378
06-01-383	PLANT ROOM 379
06-01-384	PLANT ROOM 380
06-01-385	PLANT ROOM 381
06-01-386	PLANT ROOM 382
06-01-387	PLANT ROOM 383
06-01-388	PLANT ROOM 384
06-01-389	PLANT ROOM 385
06-01-390	PLANT ROOM 386
06-01-391	PLANT ROOM 387
06-01-392	PLANT ROOM 388
06-01-393	PLANT ROOM 389
06-01-394	PLANT ROOM 390
06-01-395	PLANT ROOM 391
06-01-396	PLANT ROOM 392
06-01-397	PLANT ROOM 393
06-01-398	PLANT ROOM 394
06-01-399	PLANT ROOM 395
06-01-400	PLANT ROOM 396
06-01-401	PLANT ROOM 397
06-01-402	PLANT ROOM 398
06-01-403	PLANT ROOM 399
06-01-404	PLANT ROOM 400
06-01-405	PLANT ROOM 401
06-01-406	PLANT ROOM 402
06-01-407	PLANT ROOM 403
06-01-408	PLANT ROOM 404
06-01-409	PLANT ROOM 405
06-01-410	PLANT ROOM 406
06-01-411	PLANT ROOM 407
06-01-412	PLANT ROOM 408
06-01-413	PLANT ROOM 409
06-01-414	PLANT ROOM 410
06-01-415	PLANT ROOM 411
06-01-416	PLANT ROOM 412
06-01-417	PLANT ROOM 413
06-01-418	PLANT ROOM 414
06-01-419	PLANT ROOM 415
06-01-420	PLANT ROOM 416
06-01-421	PLANT ROOM 417
06-01-422	PLANT ROOM 418
06-01-423	PLANT ROOM 419
06-01-424	PLANT ROOM 420
06-01-425	PLANT ROOM 421
06-01-426	PLANT ROOM 422
06-01-427	PLANT ROOM 423
06-01-428	PLANT ROOM 424
06-01-429	PLANT ROOM 425
06-01-430	PLANT ROOM 426
06-01-431	PLANT ROOM 427
06-01-432	PLANT ROOM 428
06-01-433	PLANT ROOM 429
06-01-434	PLANT ROOM 430
06-01-435	PLANT ROOM 431
06-01-436	PLANT ROOM 432
06-01-437	PLANT ROOM 433
06-01-438	PLANT ROOM 434
06-01-439	PLANT ROOM 435
06-01-440	PLANT ROOM 436
06-01-441	PLANT ROOM 437
06-01-442	PLANT ROOM 438
06-01-443	PLANT ROOM 439
06-01-444	PLANT ROOM 440
06-01-445	PLANT ROOM 441
06-01-446	PLANT ROOM 442
06-01-447	PLANT ROOM 443
06-01-448	PLANT ROOM 444
06-01-449	PLANT ROOM 445
06-01-450	PLANT ROOM 446
06-01-451	PLANT ROOM 447
06-01-452	PLANT ROOM 448
06-01-453	PLANT ROOM 449
06-01-454	PLANT ROOM 450
06-01-455	PLANT ROOM 451
06-01-456	PLANT ROOM 452
06-01-457	PLANT ROOM 453
06-01-458	PLANT ROOM 454
06-01-459	PLANT ROOM 455
06-01-460	PLANT ROOM 456
06-01-461	PLANT ROOM 457
06-01-462	PLANT ROOM 458
06-01-463	PLANT ROOM 459
06-01-464	PLANT ROOM 460
06-01-465	PLANT ROOM 461
06-01-466	PLANT ROOM 462
06-01-467	PLANT ROOM 463
06-01-468	PLANT ROOM 464
06-01-469	PLANT ROOM 465
06-01-470	PLANT ROOM 466
06-01-471	PLANT ROOM 467
06-01-472	PLANT ROOM 468
06-01-473	PLANT ROOM 469
06-01-474	PLANT ROOM 470
06-01-475	PLANT ROOM 471
06-01-476	PLANT ROOM 472
06-01-477	PLANT ROOM 473
06-01-478	PLANT ROOM 474
06-01-479	PLANT ROOM 475
06-01-480	PLANT ROOM 476
06-01-481	PLANT ROOM 477
06-01-482	PLANT ROOM 478
06-01-483	PLANT ROOM 479
06-01-484	PLANT ROOM 480
06-01-485	PLANT ROOM 481
06-01-486	PLANT ROOM 482
06-01-487	PLANT ROOM 483
06-01-488	PLANT ROOM 484
06-01-489	PLANT ROOM 485
06-01-490	PLANT ROOM 486
06-01-491	PLANT ROOM 487
06-01-492	PLANT ROOM 488
06-01-493	PLANT ROOM 489
06-01-494	PLANT ROOM 490
06-01-495	PLANT ROOM 491
06-01-496	PLANT ROOM 492
06-01-497	PLANT ROOM 493
06-01-498	PLANT ROOM 494
06-01-499	PLANT ROOM 495
06-01-500	PLANT ROOM 496
06-01-501	PLANT ROOM 497
06-01-502	PLANT ROOM 498
06-01-503	PLANT ROOM 499
06-01-504	PLANT ROOM 500
06-01-505	PLANT ROOM 501
06-01-506	PLANT ROOM 502
06-01-507	PLANT ROOM 503
06-01-508	PLANT ROOM 504
06-01-509	PLANT ROOM 505
06-01-510	PLANT ROOM 506
06-01-511	PLANT ROOM 507
06-01-512	PLANT ROOM 508
06-01-513	PLANT ROOM 509
06-01-514	PLANT ROOM 510
06-01-515	PLANT ROOM 511
06-01-516	PLANT ROOM 512
06-01-517	PLANT ROOM 513
06-01-518	PLANT ROOM 514
06-01-519	PLANT ROOM 515
06-01-520	PLANT ROOM 516
06-01-521	PLANT ROOM 517
06-01-522	PLANT ROOM 518
06-01-523	PLANT ROOM 519
06-01-524	PLANT ROOM 520
06-01-525	PLANT ROOM 521
06-01-526	PLANT ROOM 522
06-01-527	PLANT ROOM 523
06-01-528	PLANT ROOM 524
06-01-529	PLANT ROOM 525
06-01-530	PLANT ROOM 526
06-01-531	PLANT ROOM 527
06-01-532	PLANT ROOM 528
06-01-533	PLANT ROOM 529
06-01-534	PLANT ROOM 530
06-01-535	PLANT ROOM 531
06-01-536	PLANT ROOM 532
06-01-537	PLANT ROOM 533
06-01-538	PLANT ROOM 534
06-01-539	PLANT ROOM 535
06-01-540	PLANT ROOM 536
06-01-541	PLANT ROOM 537
06-01-542	PLANT ROOM 538
06-01-543	PLANT ROOM 539
06-01-544	PLANT ROOM 540
06-01-545	PLANT ROOM 541
06-01-546	PLANT ROOM 542
06-01-547	PLANT ROOM 543
06-01-548	PLANT ROOM 544
06-01-549	PLANT ROOM 545
06-01-550	PLANT ROOM 546
06-01-551	PLANT ROOM 547
06-01-552	PLANT ROOM 548
06-01-553	PLANT ROOM 549
06-01-554	PLANT ROOM 550
06-01-555	PLANT ROOM 551
06-01-556	PLANT ROOM 552
06-01-557	PLANT ROOM 553
06-01-558	PLANT ROOM 554
06-01-559	PLANT ROOM 555
06-01-560	PLANT ROOM 556
06-01-561	PLANT ROOM 557
06-01-562	PLANT ROOM 558
06-01-563	PLANT ROOM 559
06-01-564	PLANT ROOM 560
06-01-565	PLANT ROOM 561
06-01-566	PLANT ROOM 562
06-01-567	PLANT ROOM 563
06-01-568	PLANT ROOM 564
06-01-569	PLANT ROOM 565
06-01-570	PLANT ROOM 566
06-01-571	PLANT ROOM 567
06-01-572	PLANT ROOM 568
06-01-573	PLANT ROOM 569
06-01-574	PLANT ROOM 570
06-01-575	PLANT ROOM 571
06-01-576	PLANT ROOM 572
06-01-577	PLANT ROOM 573
06-01-578	PLANT ROOM 574
06-01-579	PLANT ROOM 575
06-01-580	PLANT ROOM 576
06-01-581	PLANT ROOM 577
06-01-582	PLANT ROOM 578
06-01-583	PLANT ROOM 579
06-01-584	PLANT ROOM 580
06-01-585	PLANT ROOM 581
06-01-586	PLANT ROOM 582
06-01-587	PLANT ROOM 583
06-01-588	PLANT ROOM 584
06-01-589	PLANT ROOM 585
06-01-590	PLANT ROOM 586
06-01-591	PLANT ROOM 587
06-01-592	PLANT ROOM 588
06-01-593	PLANT ROOM 589
06-01-594	PLANT ROOM 590
06-01-595	PLANT ROOM 591
06-01-596	PLANT ROOM 592
06-01-597	PLANT ROOM 593
06-01-598	PLANT ROOM 594
06-01-599	PLANT ROOM 595
06-01-600	PLANT ROOM 596
06-01-601	PLANT ROOM 597
06-01-602	PLANT ROOM 598
06-01-603	PLANT ROOM 599
06-01-604	PLANT ROOM 600
06-01-605	PLANT ROOM 601
06-01-606	PLANT ROOM 602
06-01-607	PLANT ROOM 603
06-01-608	PLANT ROOM 604
06-01-609	PLANT ROOM 605
06-01-610	PLANT ROOM 606
06-01-611	PLANT ROOM 607
06-01-612	PLANT ROOM 608
06-01-613	PLANT ROOM 609
06-01-614	PLANT ROOM 610
06-01-615	PLANT ROOM 611
06-01-616	PLANT ROOM 612
06-01-617	PLANT ROOM 613
06-01-618	PLANT ROOM 614
06-01-619	PLANT ROOM 615
06-01-620	PLANT ROOM 616
06-01-621	PLANT ROOM 617
06-01-622	PLANT ROOM 618
06-01-623	PLANT ROOM 619
06-01-624	PLANT ROOM 620
06-01-625	PLANT ROOM 621
06-01-626	PLANT ROOM 622
06-01-627	PLANT ROOM 623
06-01-628	PLANT ROOM 624
06-01-629	PLANT ROOM 625
06-01-630	PLANT ROOM 626
06-01-631	PLANT ROOM 627
06-01-632	PLANT ROOM 628
06-01-633	PLANT ROOM 629
06-01-634	PLANT ROOM 630
06-01-635	PLANT ROOM 631
06-01-636	PLANT ROOM 632
06-01-637	PLANT ROOM 633
06-01-638	PLANT ROOM 634
06-01-639	PLANT ROOM 635
06-01-640	PLANT ROOM 636
06-01-641	PLANT ROOM 637
06-01-642	PLANT ROOM 638
06-01-643	PLANT ROOM 639
06-01-644	PLANT ROOM 640
06-01-645	PLANT ROOM 641
06-01-646	PLANT ROOM 642
06-01-647	PLANT ROOM 643
06-01-648	PLANT ROOM 644
06-01-649	PLANT ROOM 645
06-01-650	PLANT ROOM 646
06-01-651	PLANT ROOM 647
06-01-652	PLANT ROOM 648
06-01-653	PLANT ROOM 649
06-01-654	PLANT ROOM 650
06-01-655	PLANT ROOM 651
06-01-656	PLANT ROOM 652
06-01-657	PLANT ROOM 653
06-01



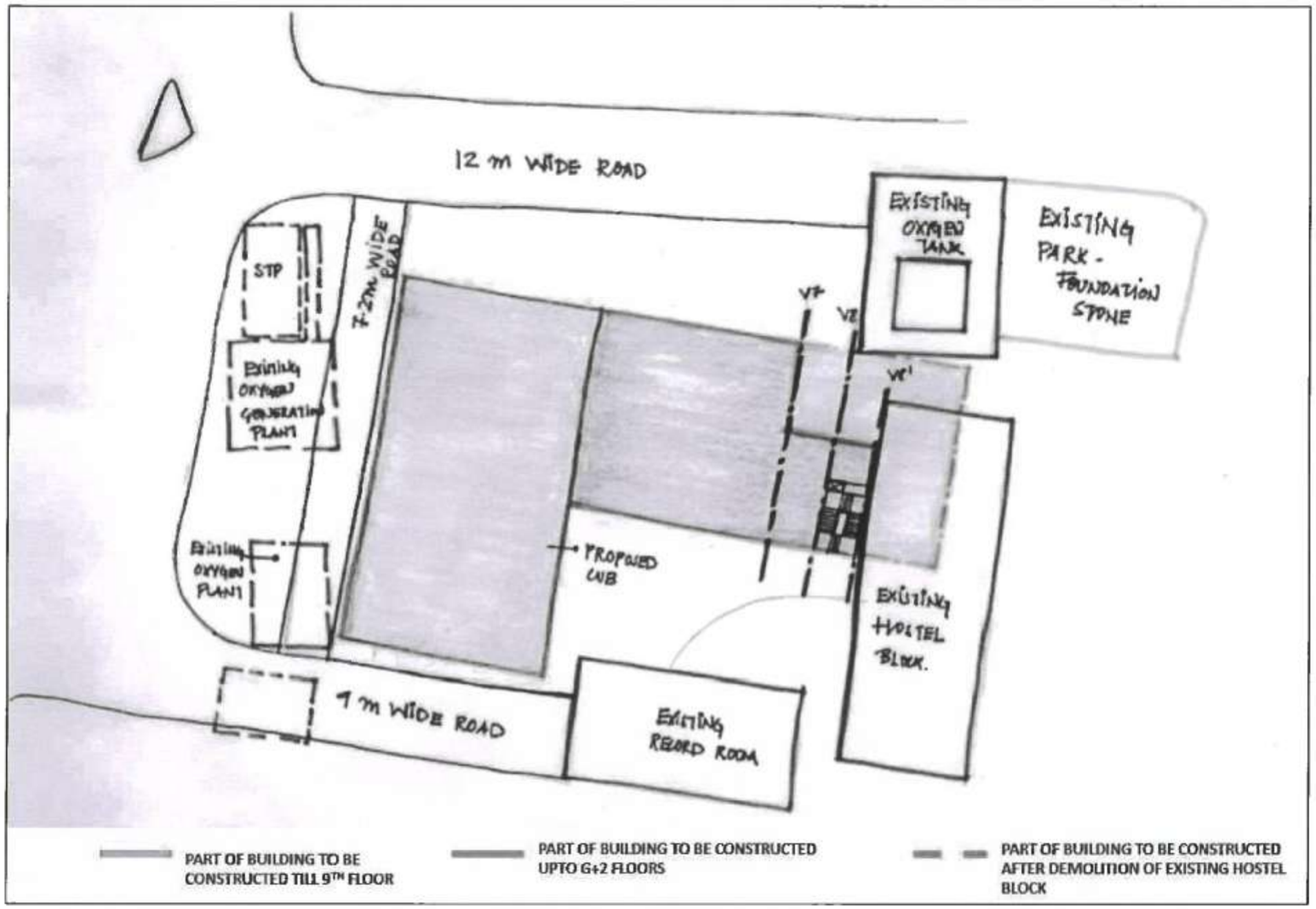
NINTH FLOOR LVL
SCALE: 1 : 100





FOURTH SHAFT SCHEDULE Area *	
SHAFT NO	DESCRIPTION
SH-SW-01	SW SHAFT
SH-SW-02	SW SHAFT
SH-FHC-01	FHC SHAFT
SH-SW-03	SW SHAFT
SH-SW-04	SW SHAFT
SH-SW-05	SW SHAFT
SH-SW-06	SW SHAFT
SH-SW-07	SW SHAFT
SH-FHC-02	FHC SHAFT
SH-SW-08	SW SHAFT
SH-SW-09	SW SHAFT
SH-FHC-03	FHC SHAFT
SH-SW-10	SW SHAFT
SH-HVAC-01	HVAC
SH-HVAC-02	HVAC
SH-HVAC-03	HVAC
SH-HVAC-04	HVAC
SH-HVAC-05	HVAC
SH-HVAC-06	HVAC
SH-HVAC-07	HVAC
SH-HVAC-08	HVAC
SH-HVAC-09	HVAC
SH-HVAC-10	HVAC
SH-HVAC-11	HVAC
SH-HVAC-12	HVAC
SH-HVAC-13	HVAC
SH-HVAC-14	HVAC
SH-HVAC-15	HVAC
SH-HVAC-16	HVAC
SH-HVAC-17	HVAC
SH-HVAC-18	HVAC
SH-HVAC-19	HVAC
SH-HVAC-20	HVAC
SH-HVAC-21	HVAC
SH-HVAC-22	HVAC
SH-HVAC-23	HVAC
SH-HVAC-24	HVAC
SH-HVAC-25	HVAC
SH-HVAC-26	HVAC
SH-HVAC-27	HVAC
SH-HVAC-28	HVAC
SH-HVAC-29	HVAC
SH-HVAC-30	HVAC
SH-HVAC-31	HVAC
SH-HVAC-32	HVAC
SH-HVAC-33	HVAC
SH-HVAC-34	HVAC
SH-HVAC-35	HVAC
SH-HVAC-36	HVAC
SH-HVAC-37	HVAC
SH-HVAC-38	HVAC
SH-HVAC-39	HVAC
SH-HVAC-40	HVAC
SH-HVAC-41	HVAC
SH-HVAC-42	HVAC
SH-HVAC-43	HVAC
SH-HVAC-44	HVAC
SH-HVAC-45	HVAC
SH-HVAC-46	HVAC
SH-HVAC-47	HVAC
SH-HVAC-48	HVAC
SH-HVAC-49	HVAC
SH-HVAC-50	HVAC
SH-HVAC-51	HVAC
SH-HVAC-52	HVAC
SH-HVAC-53	HVAC
SH-HVAC-54	HVAC
SH-HVAC-55	HVAC
SH-HVAC-56	HVAC
SH-HVAC-57	HVAC
SH-HVAC-58	HVAC
SH-HVAC-59	HVAC
SH-HVAC-60	HVAC
SH-HVAC-61	HVAC
SH-HVAC-62	HVAC
SH-HVAC-63	HVAC
SH-HVAC-64	HVAC
SH-HVAC-65	HVAC
SH-HVAC-66	HVAC
SH-HVAC-67	HVAC
SH-HVAC-68	HVAC
SH-HVAC-69	HVAC
SH-HVAC-70	HVAC
SH-HVAC-71	HVAC
SH-HVAC-72	HVAC
SH-HVAC-73	HVAC
SH-HVAC-74	HVAC
SH-HVAC-75	HVAC
SH-HVAC-76	HVAC
SH-HVAC-77	HVAC
SH-HVAC-78	HVAC
SH-HVAC-79	HVAC
SH-HVAC-80	HVAC
SH-HVAC-81	HVAC
SH-HVAC-82	HVAC
SH-HVAC-83	HVAC
SH-HVAC-84	HVAC
SH-HVAC-85	HVAC
SH-HVAC-86	HVAC
SH-HVAC-87	HVAC
SH-HVAC-88	HVAC
SH-HVAC-89	HVAC
SH-HVAC-90	HVAC
SH-HVAC-91	HVAC
SH-HVAC-92	HVAC
SH-HVAC-93	HVAC
SH-HVAC-94	HVAC
SH-HVAC-95	HVAC
SH-HVAC-96	HVAC
SH-HVAC-97	HVAC
SH-HVAC-98	HVAC
SH-HVAC-99	HVAC
SH-HVAC-100	HVAC
SH-HVAC-101	HVAC
SH-HVAC-102	HVAC
SH-HVAC-103	HVAC
SH-HVAC-104	HVAC
SH-HVAC-105	HVAC
SH-HVAC-106	HVAC
SH-HVAC-107	HVAC
SH-HVAC-108	HVAC
SH-HVAC-109	HVAC
SH-HVAC-110	HVAC
SH-HVAC-111	HVAC
SH-HVAC-112	HVAC
SH-HVAC-113	HVAC
SH-HVAC-114	HVAC
SH-HVAC-115	HVAC
SH-HVAC-116	HVAC
SH-HVAC-117	HVAC
SH-HVAC-118	HVAC
SH-HVAC-119	HVAC
SH-HVAC-120	HVAC
SH-HVAC-121	HVAC
SH-HVAC-122	HVAC
SH-HVAC-123	HVAC
SH-HVAC-124	HVAC
SH-HVAC-125	HVAC
SH-HVAC-126	HVAC
SH-HVAC-127	HVAC
SH-HVAC-128	HVAC
SH-HVAC-129	HVAC
SH-HVAC-130	HVAC
SH-HVAC-131	HVAC
SH-HVAC-132	HVAC
SH-HVAC-133	HVAC
SH-HVAC-134	HVAC
SH-HVAC-135	HVAC
SH-HVAC-136	HVAC
SH-HVAC-137	HVAC
SH-HVAC-138	HVAC
SH-HVAC-139	HVAC
SH-HVAC-140	HVAC
SH-HVAC-141	HVAC
SH-HVAC-142	HVAC
SH-HVAC-143	HVAC
SH-HVAC-144	HVAC
SH-HVAC-145	HVAC
SH-HVAC-146	HVAC
SH-HVAC-147	HVAC
SH-HVAC-148	HVAC
SH-HVAC-149	HVAC
SH-HVAC-150	HVAC
SH-HVAC-151	HVAC
SH-HVAC-152	HVAC
SH-HVAC-153	HVAC
SH-HVAC-154	HVAC
SH-HVAC-155	HVAC
SH-HVAC-156	HVAC
SH-HVAC-157	HVAC
SH-HVAC-158	HVAC
SH-HVAC-159	HVAC
SH-HVAC-160	HVAC
SH-HVAC-161	HVAC
SH-HVAC-162	HVAC
SH-HVAC-163	HVAC
SH-HVAC-164	HVAC
SH-HVAC-165	HVAC
SH-HVAC-166	HVAC
SH-HVAC-167	HVAC
SH-HVAC-168	HVAC
SH-HVAC-169	HVAC
SH-HVAC-170	HVAC
SH-HVAC-171	HVAC
SH-HVAC-172	HVAC
SH-HVAC-173	HVAC
SH-HVAC-174	HVAC
SH-HVAC-175	HVAC
SH-HVAC-176	HVAC
SH-HVAC-177	HVAC
SH-HVAC-178	HVAC
SH-HVAC-179	HVAC
SH-HVAC-180	HVAC
SH-HVAC-181	HVAC
SH-HVAC-182	HVAC
SH-HVAC-183	HVAC
SH-HVAC-184	HVAC
SH-HVAC-185	HVAC
SH-HVAC-186	HVAC
SH-HVAC-187	HVAC
SH-HVAC-188	HVAC
SH-HVAC-189	HVAC
SH-HVAC-190	HVAC
SH-HVAC-191	HVAC
SH-HVAC-192	HVAC
SH-HVAC-193	HVAC
SH-HVAC-194	HVAC
SH-HVAC-195	HVAC
SH-HVAC-196	HVAC
SH-HVAC-197	HVAC
SH-HVAC-198	HVAC
SH-HVAC-199	HVAC
SH-HVAC-200	HVAC
SH-HVAC-201	HVAC
SH-HVAC-202	HVAC
SH-HVAC-203	HVAC
SH-HVAC-204	HVAC
SH-HVAC-205	HVAC
SH-HVAC-206	HVAC
SH-HVAC-207	HVAC
SH-HVAC-208	HVAC
SH-HVAC-209	HVAC
SH-HVAC-210	HVAC
SH-HVAC-211	HVAC
SH-HVAC-212	HVAC
SH-HVAC-213	HVAC
SH-HVAC-214	HVAC
SH-HVAC-215	HVAC
SH-HVAC-216	HVAC
SH-HVAC-217	HVAC
SH-HVAC-218	HVAC
SH-HVAC-219	HVAC
SH-HVAC-220	HVAC
SH-HVAC-221	HVAC
SH-HVAC-222	HVAC
SH-HVAC-223	HVAC
SH-HVAC-224	HVAC
SH-HVAC-225	HVAC
SH-HVAC-226	HVAC
SH-HVAC-227	HVAC
SH-HVAC-228	HVAC
SH-HVAC-229	HVAC
SH-HVAC-230	HVAC
SH-HVAC-231	HVAC
SH-HVAC-232	HVAC
SH-HVAC-233	HVAC
SH-HVAC-234	HVAC
SH-HVAC-235	HVAC
SH-HVAC-236	HVAC
SH-HVAC-237	HVAC
SH-HVAC-238	HVAC
SH-HVAC-239	HVAC
SH-HVAC-240	HVAC
SH-HVAC-241	HVAC
SH-HVAC-242	HVAC
SH-HVAC-243	HVAC
SH-HVAC-244	HVAC
SH-HVAC-245	HVAC
SH-HVAC-246	HVAC
SH-HVAC-247	HVAC
SH-HVAC-248	HVAC
SH-HVAC-249	HVAC
SH-HVAC-250	HVAC
SH-HVAC-251	HVAC
SH-HVAC-252	HVAC
SH-HVAC-253	HVAC
SH-HVAC-254	HVAC
SH-HVAC-255	HVAC
SH-HVAC-256	HVAC
SH-HVAC-257	HVAC
SH-HVAC-258	HVAC
SH-HVAC-259	HVAC
SH-HVAC-260	HVAC
SH-HVAC-261	HVAC
SH-HVAC-262	HVAC
SH-HVAC-263	HVAC
SH-HVAC-264	HVAC
SH-HVAC-265	HVAC
SH-HVAC-266	HVAC
SH-HVAC-267	HVAC
SH-HVAC-268	HVAC
SH-HVAC-269	HVAC
SH-HVAC-270	HVAC
SH-HVAC-271	HVAC
SH-HVAC-272	HVAC
SH-HVAC-273	HVAC
SH-HVAC-274	HVAC
SH-HVAC-275	HVAC
SH-HVAC-276	HVAC
SH-HVAC-277	HVAC
SH-HVAC-278	HVAC
SH-HVAC-279	HVAC
SH-HVAC-280	HVAC
SH-HVAC-281	HVAC
SH-HVAC-282	HVAC
SH-HVAC-283	HVAC
SH-HVAC-284	HVAC
SH-HVAC-285	HVAC
SH-HVAC-286	HVAC
SH-HVAC-287	HVAC
SH-HVAC-288	HVAC
SH-HVAC-289	HVAC
SH-HVAC-290	HVAC
SH-HVAC-291	HVAC
SH-HVAC-292	HVAC
SH-HVAC-293	HVAC
SH-HVAC-294	HVAC
SH-HVAC-295	HVAC
SH-HVAC-296	HVAC
SH-HVAC-297	HVAC
SH-HVAC-298	HVAC
SH-HVAC-299	HVAC
SH-HVAC-300	HVAC
SH-HVAC-301	HVAC
SH-HVAC-302	HVAC
SH-HVAC-303	HVAC
SH-HVAC-304	HVAC
SH-HVAC-305	HVAC
SH-HVAC-306	HVAC
SH-HVAC-307	HVAC
SH-HVAC-308	HVAC
SH-HVAC-309	HVAC
SH-HVAC-310	HVAC
SH-HVAC-311	HVAC
SH-HVAC-312	HVAC
SH-HVAC-313	HVAC
SH-HVAC-314	HVAC
SH-HVAC-315	HVAC
SH-HVAC-316	HVAC
SH-HVAC-317	HVAC
SH-HVAC-318	HVAC
SH-HVAC-319	HVAC
SH-HVAC-320	HVAC
SH-HVAC-321	HVAC
SH-HVAC-322	HVAC
SH-HVAC-323	HVAC
SH-HVAC-324	HVAC
SH-HVAC-325	HVAC
SH-HVAC-326	HVAC
SH-HVAC-327	HVAC
SH-HVAC-328	HVAC
SH-HVAC-329	HVAC
SH-HVAC-330	HVAC
SH-HVAC-331	HVAC
SH-HVAC-332	HVAC
SH-HVAC-333	HVAC
SH-HVAC-334	HVAC
SH-HVAC-335	HVAC
SH-HVAC-336	HVAC
SH-HVAC-337	HVAC
SH-HVAC-338	HVAC
SH-HVAC-339	HVAC
SH-HVAC-340	HVAC
SH-HVAC-341	HVAC
SH-HVAC-342	HVAC
SH-HVAC-343	HVAC
SH-HVAC-344	HVAC
SH-HVAC-345	HVAC
SH-HVAC-346	HVAC
SH-HVAC-347	HVAC
SH-HVAC-348	HVAC
SH-HVAC-349	HVAC
SH-HVAC-350	HVAC
SH-HVAC-351	HVAC
SH-HVAC-352	HVAC
SH-HVAC-353	HVAC
SH-HVAC-354	HVAC
SH-HVAC-355	HVAC
SH-HVAC-356	HVAC
SH-HVAC-357	HVAC
SH-HVAC-358	HVAC
SH-HVAC-359	HVAC
SH-HVAC-360	HVAC
SH-HVAC-361	HVAC
SH-HVAC-362	HVAC
SH-HVAC-363	HVAC
SH-HVAC-364	HVAC
SH-HVAC-365	HVAC
SH-HVAC-366	HVAC
SH-HVAC-367	HVAC
SH-HVAC-368	HVAC
SH-HVAC-369	HVAC
SH-HVAC-370	HVAC
SH-HVAC-371	HVAC
SH-HVAC-372	HVAC
SH-HVAC-373	HVAC
SH-HVAC-374	HVAC
SH-HVAC-375	HVAC
SH-HVAC-376	HVAC
SH-HVAC-377	HVAC
SH-HVAC-378	HVAC
SH-HVAC-379	HVAC
SH-HVAC-380	HVAC
SH-HVAC-381	HVAC
SH-HVAC-382	HVAC
SH-HVAC-383	HVAC
SH-HVAC-384	HVAC
SH-HVAC-385	HVAC
SH-HVAC-386	HVAC
SH-HVAC-387	HVAC
SH-HVAC-388	HVAC
SH-HVAC-389	HVAC
SH-HVAC-390	HVAC
SH-HVAC-391	HVAC
SH-HVAC-392	HVAC
SH-HVAC-393	HVAC
SH-HVAC-394	HVAC
SH-HVAC-395	HVAC
SH-HVAC-396	HVAC
SH-HVAC-397	HVAC
SH-HVAC-398	HVAC
SH-HVAC-399	HVAC
SH-HVAC-400	HVAC
SH-HVAC-401	HVAC
SH-HVAC-402	HVAC
SH-HVAC-403	HVAC
SH-HVAC-404	HVAC
SH-HVAC-405	HVAC
SH-HVAC-406	HVAC
SH-HVAC-407	HVAC
SH-HVAC-408	HVAC
SH-HVAC-409	HVAC
SH-HVAC-410	HVAC
SH-HVAC-411	HVAC
SH-HVAC-412	HVAC
SH-HVAC-413	HVAC
SH-HVAC-414	HVAC
SH-HVAC-415	HVAC
SH-HVAC-416	HVAC
SH-HVAC-417	HVAC
SH-HVAC-418	HVAC
SH-HVAC-419	HVAC
SH-HVAC-420	HVAC
SH-HVAC-421	HVAC
SH-HVAC-422	HVAC
SH-HVAC-423	HVAC
SH-HVAC-424	HVAC
SH-HVAC-425	HVAC
SH-HVAC-426	HVAC
SH-HVAC-427	HVAC
SH-HVAC-428	HVAC
SH-HVAC-429	HVAC
SH-HVAC-430	HVAC
SH-HVAC-431	HVAC
SH-HVAC-432	HVAC
SH-HVAC-433	HVAC
SH-HVAC-434	HVAC
SH-HVAC-435	HVAC
SH-HVAC-436	HVAC
SH-HVAC-437	HVAC
SH-HVAC-438	HVAC
SH-HVAC-439	HVAC
SH-HVAC-440	HVAC
SH-HVAC-441	HVAC
SH-HVAC-442	HVAC
SH-HVAC-443	HVAC
SH-HVAC-444	HVAC
SH-HVAC-445	HVAC
SH-HVAC-446	HVAC
SH-HVAC-447	HVAC
SH-HVAC-448	HVAC
SH-HVAC-449	HVAC
SH-HVAC-450	HVAC
SH-HVAC-451	HVAC
SH-HVAC-452	HVAC
SH-HVAC-453	HVAC
SH-HVAC-454	HVAC
SH-HVAC-455	HVAC
SH-HVAC-456	HVAC
SH-HVAC-457	HVAC
SH-HVAC-458	HVAC
SH-HVAC-459	HVAC
SH-HVAC-460	HVAC
SH-HVAC-461	HVAC
SH-HVAC-462	HVAC
SH-HVAC-463	HVAC
SH-HVAC-464	HVAC
SH-HVAC-465	HVAC
SH-HVAC-466	HVAC
SH-HVAC-467	HVAC
SH-HVAC-468	HVAC
SH-HVAC-469	HVAC
SH-HVAC-470	HVAC
SH-HVAC-471	HVAC
SH-HVAC-472	HVAC
SH-HVAC-473	HVAC
SH-HVAC-474	HVAC
SH-HVAC-475	HVAC
SH-HVAC-476	HVAC
SH-HVAC-477	HVAC
SH-HVAC-478	HVAC
SH-HVAC-479	HVAC
SH-HVAC-480	HVAC
SH-HVAC-481	HVAC
SH-HVAC-482	HVAC
SH-HVAC-483	HVAC
SH-HVAC-484	HVAC
SH-HVAC-485	HVAC
SH-HVAC-486	HVAC
SH-HVAC-487	HVAC
SH-HVAC-488	HVAC
SH-HVAC-489	HVAC
SH-HVAC-490	HVAC
SH-HVAC-491	HVAC
SH-HVAC-492	HVAC
SH-HVAC-493	HVAC
SH-HVAC-494	HVAC
SH-HVAC-495	HVAC
SH-HVAC-496	HVAC
SH-HVAC-497	HVAC
SH-HVAC-498	HVAC
SH-HVAC-499	HVAC
SH-HVAC-500	HVAC
SH-HVAC-501	HVAC
SH-HVAC-502	HVAC
SH-HVAC-503	HVAC
SH-HVAC-504	HVAC
SH-HVAC-505	HVAC
SH-HVAC-506	HVAC
SH-HVAC-507	HVAC
SH-HVAC-508	HVAC
SH-HVAC-509	HVAC
SH-HVAC-510	HVAC
SH-HVAC-511	HVAC
SH-HVAC-512	HVAC
SH-HVAC-513	HVAC
SH-HVAC-514	HVAC
SH-HVAC-515	HVAC
SH-HVAC-516	HVAC
SH-HVAC-517	HVAC
SH-HVAC-518	HVAC
SH-HVAC-519	HVAC
SH-HVAC-520	HVAC
SH-HVAC-521	HVAC
SH-HVAC-522	HVAC
SH-HVAC-523	HVAC
SH-HVAC-524	HVAC
SH-HVAC-525	HVAC
SH-HVAC-526	HVAC
SH-HVAC-527	HVAC
SH-HVAC-528	HVAC
SH-HVAC-529	HVAC
SH-HVAC-530	HVAC
SH-HVAC-531	HVAC
SH-HVAC-532	HVAC
SH-HVAC-533	HVAC
SH-HVAC-534	HVAC
SH-HVAC-535	HVAC
SH-HVAC-536	HVAC
SH-HVAC-537	HVAC
SH-HVAC-538	HVAC
SH-HVAC-539	HVAC
SH-HVAC-540	HVAC
SH-HVAC-541	HVAC
SH-HVAC-542	HVAC
SH-HVAC-543	HVAC
SH-HVAC-544	HVAC
SH-HVAC-545	HVAC
SH-HVAC-546	HVAC
SH-HVAC-547	HVAC
SH-HVAC-548	HVAC
SH-HVAC-549	HVAC
SH-HVAC-550	HVAC
SH-HVAC-551	HVAC
SH-HVAC-552	HVAC
SH-HVAC-553	HVAC
SH-HVAC-554	HVAC
SH-HVAC-555	HVAC
SH-HVAC-556	HVAC
SH-HVAC-557	HVAC
SH-HVAC-558	HVAC
SH-HVAC-559	HVAC
SH-HVAC-560	HVAC
SH-HVAC-561	HVAC
SH-HVAC-562	HVAC
SH-HVAC-563	HVAC
SH-HVAC-564	HVAC
SH-HVAC-565	HVAC
SH-HVAC-566	HVAC
SH-HVAC-567	HVAC
SH-HVAC-568	HVAC
SH-HVAC-569	HVAC
SH-HVAC-570	HVAC
SH-HVAC-571	HVAC
SH-HVAC-572	HVAC
SH-HVAC-573	HVAC
SH-HVAC-574	HVAC
SH-HVAC-575	HVAC
SH-HVAC-576	HVAC
SH-HVAC-577	HVAC
SH-HVAC-578	HVAC
SH-HVAC-579	HVAC
SH-HVAC-580	HVAC
SH-HVAC-581	HVAC
SH-HVAC-582	HVAC
SH-HVAC-583	HVAC
SH-HVAC-584	HVAC
SH-HVAC-585	HVAC
SH-HVAC-586	HVAC
SH-HVAC-587	HVAC
SH-HVAC-588	HVAC
SH-HVAC-589	HVAC
SH-HVAC-590	HVAC
SH-HVAC-591	HVAC
SH-HVAC-592	HVAC
SH-HVAC-593	HVAC
SH-HVAC-594	HVAC
SH-HVAC-595	HVAC
SH-HVAC-596	HVAC
SH-HVAC-597	HVAC
SH-HVAC-598	HVAC
SH-HVAC-599	HVAC
SH-HVAC-600	HVAC
SH-HVAC-601	HVAC
SH-HVAC-602	HVAC
SH-HVAC-603	HVAC
SH-HVAC-604	HVAC
SH-HVAC-605	HVAC
SH-HVAC-606	HVAC
SH-HVAC-607	HVAC
SH-HVAC-608	HVAC
SH-HVAC-609	HVAC
SH-HVAC-610	HVAC
SH-HVAC-611	HVAC
SH-HVAC-612	HVAC
SH-HVAC-613	HVAC
SH-HVAC-614	HVAC
SH-HVAC-615	HVAC
SH-HVAC-616	HVAC
SH-HVAC-617	HVAC
SH-HVAC-618	HVAC
SH-HVAC-619	HVAC
SH-HVAC-620	HVAC
SH-HVAC-621	HVAC
SH-HVAC-622	HVAC
SH-HVAC-623	HVAC
SH-HVAC-624	HVAC
SH-HVAC-625	HVAC
SH-HVAC-626	HVAC
SH-HVAC-627	HVAC
SH-HVAC-628	HVAC
SH-HVAC-629	HVAC
SH-HVAC-630	HVAC
SH-HVAC-631	HVAC
SH-HVAC-632	HVAC
SH-HVAC-633	HVAC
SH-HVAC-634	HVAC
SH-HVAC-635	HVAC
SH-HVAC-636	HVAC
SH-HVAC-637	HVAC
SH-HVAC-638	HVAC
SH-HVAC-639	HVAC
SH-HVAC-640	HVAC
SH-HVAC-641	HVAC
SH-HVAC-642	HVAC
SH-HVAC-643	HVAC
SH-HVAC-644	HVAC
SH-HVAC-645	HVAC
SH-HVAC-646	HVAC
SH-HVAC-647	HVAC
SH-HVAC-648	HVAC
SH-HVAC-649	HVAC
SH-HVAC-650	HVAC
SH-HVAC-651	HVAC
SH-HVAC-652	HVAC
SH-HVAC-653	HVAC
SH-HVAC-654	HVAC
SH-HVAC-655	HVAC
SH-HVAC-656	HVAC
SH-HVAC-657	HVAC
SH-HVAC-658	HVAC
SH-HVAC-659	HVAC
SH-HVAC-660	HVAC
SH-HVAC-661	HVAC
SH-HVAC-662	HVAC
SH-HVAC-663	HVAC
SH-HVAC-664	HVAC
SH-HVAC-665	HVAC
SH-HVAC-666	HVAC
SH-HVAC-667	HVAC
SH-HVAC-668	HVAC
SH-HVAC-669	HVAC
SH-HVAC-670	HVAC
SH-HVAC-671	HVAC
SH-HVAC-672	HVAC
SH-HVAC-673	HVAC
SH-HVAC-674	HVAC
SH-HVAC-675	HVAC
SH-HVAC-676	HVAC
SH-HVAC-677	HVAC
SH-HVAC-678	HVAC
SH-HVAC-679	HVAC
SH-HVAC-680	HVAC
SH-HVAC-681	HVAC
SH-HVAC-682	HVAC
SH-HVAC-683	HVAC
SH-HVAC-684	HVAC
SH-HVAC-685	HVAC
SH-HVAC-686	HVAC
SH-HVAC-687	HVAC
SH-HVAC-688	HVAC
SH-HVAC-689	HVAC
SH-HVAC-690	HVAC
SH-HVAC-691	HVAC
SH-HVAC-692	HVAC
SH-HVAC-693	HVAC
SH-HVAC-694	HVAC
SH-HVAC-695	HVAC
SH-HVAC-696	HVAC
SH-HVAC-697	HVAC
SH-HVAC-698	HVAC
SH-HVAC-699	HVAC
SH-HVAC-700	HVAC
SH-HVAC-701	HVAC
SH-HVAC-702	HVAC
SH-HVAC-703	HVAC
SH-HVAC-704	HVAC
SH-HVAC-705	HVAC
SH-HVAC-706	HVAC
SH-HVAC-707	HVAC
SH-HVAC-708	HVAC
SH-HVAC-709	HVAC
SH-HVAC-710	HVAC
SH-HVAC-711	HVAC
SH-HVAC-712	HVAC
SH-HVAC-713	HVAC
SH-HVAC-714	HVAC
SH-HVAC-715	HVAC
SH-HVAC-716	HVAC
SH-HVAC-717	HVAC
SH-HVAC-718	HVAC
SH-HVAC-719	HVAC
SH-HVAC-720	HVAC
SH-HVAC-721	HVAC
SH-HVAC-722	HVAC
SH-HVAC-723	HVAC
SH-HVAC-724	HVAC
SH-HVAC-725	HVAC
SH-HVAC-726	HVAC
SH-HVAC-727	HVAC
SH-HVAC-728	HVAC
SH-HVAC-729	HVAC
SH-HVAC-730	HVAC
SH-HVAC-731	HVAC
SH-HVAC-732	HVAC
SH-HVAC-733	HVAC
SH-HVAC-734	HVAC
SH-HVAC-735	HVAC
SH-HVAC-736	HVAC
SH-HVAC-737	HVAC
SH-HVAC-738	HVAC
SH-HVAC-739	HVAC
SH-HVAC-740	HVAC
SH-HVAC-741	HVAC
SH-HVAC-742	HVAC
SH-HVAC-743	HVAC
SH-HVAC-744	HVAC
SH-HVAC-745	HVAC
SH-HVAC-746	HVAC
SH-HVAC-747	HVAC
SH-HVAC-748	HVAC
SH-HVAC-749	HVAC
SH-HVAC-750	HVAC
SH-HVAC-751	HVAC
SH-HVAC-752	HVAC
SH-HVAC-753	HVAC
SH-HVAC-754	HVAC
SH-HVAC-755	HVAC
SH-HVAC-756	HVAC
SH-HVAC-757	HVAC
SH-HVAC-758	HVAC
SH-HVAC-759	HVAC
SH-HVAC-760	HVAC
SH-HVAC-761	HVAC
SH-HVAC-762	HVAC
SH-HVAC-763	HVAC
SH-HVAC-764	HVAC
SH-HVAC-765	HVAC
SH-HVAC-766	HVAC
SH-HVAC-767	HVAC
SH-HVAC-768	HVAC
SH-HVAC-769	HVAC
SH-HVAC-770	HVAC
SH-HVAC-771	HVAC
SH-HVAC-772	HVAC
SH-HVAC-773	HVAC
SH-HVAC-774	HVAC
SH-HVAC-775	HVAC
SH-HVAC-776	HVAC
SH-HVAC-777	HVAC
SH-HVAC-778	HVAC
SH-HVAC-779	HVAC
SH-HVAC-780	HVAC
SH-HVAC-781	HVAC
SH-HVAC-782	HVAC
SH-HVAC-783	HVAC
SH-HVAC-784	HVAC
SH-HVAC-785	HVAC
SH-HVAC-786	HVAC
SH-HVAC-787	HVAC
SH-HVAC-788	HVAC
SH-HVAC-789	HVAC
SH-HVAC-790	HVAC
SH-HVAC-791	HVAC
SH-HVAC-792	HVAC
SH-HVAC-793	HVAC
SH-HVAC-794	HVAC
SH-HVAC-795	HVAC
SH-HVAC-796	HVAC
SH-HVAC-797	HVAC
SH-HVAC-798	HVAC
SH-HVAC-799	HVAC
SH-HVAC-800	HVAC
SH-HVAC-801	HVAC
SH-HVAC-802	HVAC
SH-HVAC-803	HVAC
SH-HVAC-804	HVAC
SH-HVAC-805	HVAC
SH-HVAC-806	HVAC
SH-HVAC-807	HVAC
SH-HVAC-808	HVAC
SH-HVAC-809	HVAC
SH-HVAC-810	HVAC
SH-HVAC-811	HVAC
SH-HVAC-812	HVAC
SH-HVAC-813	HVAC
SH-HVAC-814	HVAC
SH-HVAC-815	HVAC
SH-HVAC-816	HVAC
SH-HVAC-817	HVAC
SH-HVAC-818	HVAC
SH-HVAC-819	HVAC
SH-HVAC-820	HVAC
SH-HVAC-821	HVAC
SH-HVAC-822	HVAC
SH-HVAC-823	HVAC
SH-HVAC-824	HVAC
SH-HVAC-825	HVAC
SH-HVAC-826	HVAC
SH-HVAC-827	HVAC
SH-HVAC-828	HVAC
SH-HVAC-829	HVAC
SH-HVAC-830	HVAC
SH-HVAC-831	HVAC
SH-HVAC-832	HVAC
SH-HVAC-833	HVAC
SH-HVAC-834	HVAC
SH-HVAC-835	HVAC
SH-HVAC-836	HVAC
SH-HVAC-837	HVAC
SH-HVAC-838	HVAC
SH-HVAC-839	HVAC
SH-HVAC-840	HVAC
SH-HVAC-841	HVAC
SH-HVAC-842	HVAC
SH-HVAC-843	HVAC
SH-HVAC-844	HVAC
SH-HVAC-845	HVAC
SH-HVAC-846	HVAC
SH-HVAC-847	HVAC
SH-HVAC-848	HVAC
SH-HVAC-849	HVAC
SH-HVAC-850	HVAC
SH-HVAC-851	HVAC
SH-HVAC-852	HVAC
SH-HVAC-853	HVAC
SH-HVAC-854	HVAC
SH-HVAC-855	HVAC
SH-HVAC-856	HVAC
SH-HVAC-857	HVAC
SH-HVAC-858	HVAC
SH-HVAC-859	HVAC
SH-HVAC-860	HVAC
SH-HVAC-861

This drawing is the property of L&T Construction ,B&F-EDRC and must not be passed on to any person or body not authorised by us to receive it nor be copied or otherwise made use either in full or in part by such person or body without our prior permission in writing.



LARSEN & TOUBRO LIMITED L&T Construction - Chennai

REV.NO	DESCRIPTION	Dsgn	Drwn	Chkd	Aprd
-	-	Dsgn -	Drwn -	Chkd -	Aprd -
		DESIGNED	DRAWN	CHECKED	APPROVED

REVISIONS

CHECKED BY	SIGN	DATE	CHECKED BY	SIGN	DATE	CHECKED BY	SIGN	DATE
ARCHITECTURE			HVAC			GIS		
CIVIL & STRUCTURAL			FPS			GEOTECH.		
ELECTRICAL			PIPING					
ELV SYSTEM			PHE					

L&T Construction
Buildings & Factories

CLIENT : Client Name

CONSULTANT : Engineering Design and Research Center (EDRC), L&T Construction - Buildings & Factories

PROJECT : CENTRAL UTILITY BLOCK

CONCEPT ARCHITECT : Concept Architect

SUPPLIER/ CONTRACTOR : Larsen & Toubro Limited, Construction, Buildings & Factories

JOB No : OXXXXX

TITLE: CENTRAL UTILITY BLOCK

SITE PLAN - Scheme 2B

DRAWING No. OXXXXX - A - SP - 00 -WD - 0001

	NAME	SIGN	DATE
DSGN	Dsgn	Dsgn	-
DRWN	Drwn	Drwn	-
CHKD	Chkd	Chkd	-
APPD	Aprd	Aprd	-

SECTION / ELEVATION MARKING

DRAWING NUMBER

SCALE 1:100, 1:200

SIZE A3 REV A

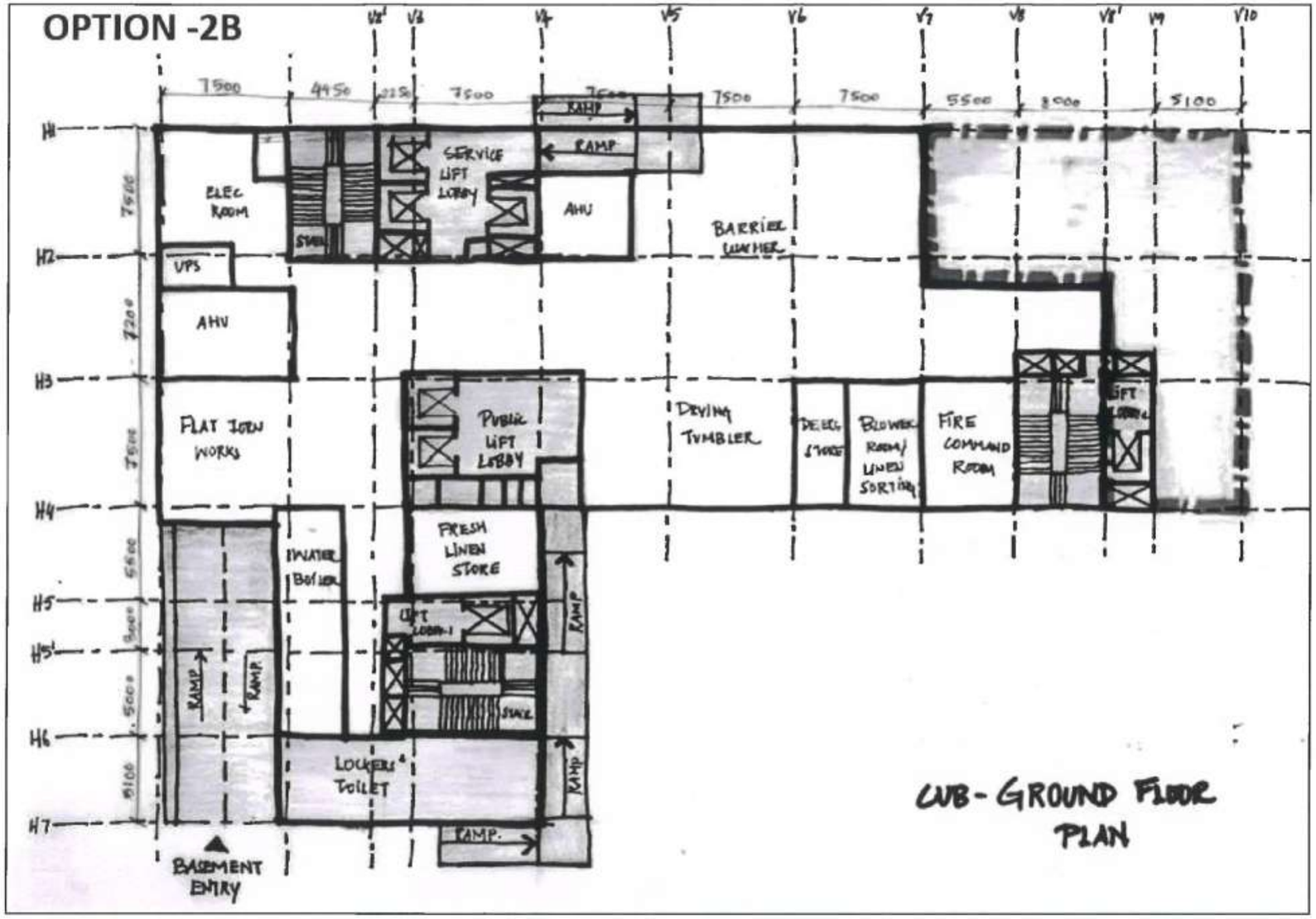
PROJECTION

RELEASED FOR ☐ PRELIMINARY ☐ TENDER ☐ INFORMATION ☐ APPROVAL ☐ CONSTRUCTION

GN - ST - 34 - R3

This drawing is the property of L&T Construction ,B&F-EDRC and must not be passed on to any person or body not authorised by us to receive it nor be copied or otherwise made use either in full or in part by such person or body without our prior permission in writing.

OPTION -2B



CUB - GROUND FLOOR PLAN

LARSEN & TOUBRO LIMITED L&T Construction - Chennai

REV.NO.	DESCRIPTION	Dsgn	Drwn	Chkd	Aprd
-	-	Dsgn -	Drwn -	Chkd -	Aprd -
		DESIGNED	DRAWN	CHECKED	APPROVED

REVISIONS

CHECKED BY	SIGN	DATE	CHECKED BY	SIGN	DATE	CHECKED BY	SIGN	DATE
ARCHITECTURE			HVAC			GIS		
CIVIL & STRUCTURAL			FPS			GEOTECH.		
ELECTRICAL			PIPING					
ELV SYSTEM			PHE					

L&T Construction
Buildings & Factories

CLIENT: Client Name

CONSULTANT: Engineering Design and Research Center (EDRC), L&T Construction - Buildings & Factories

PROJECT: CENTRAL UTILITY BLOCK

CONCEPT ARCHITECT: Concept Architect

SUPPLIER/ CONTRACTOR: Larsen & Toubro Limited, Construction, Buildings & Factories

JOB No : OXXXXX

TITLE: CENTRAL UTILITY BLOCK

GROUND FLOOR - Scheme 2B

DRAWING No. OXXXXX - A - SP - 00 -WD - 0001

RELEASED FOR ☐ PRELIMINARY ☐ TENDER ☐ INFORMATION ☐ APPROVAL ☐ CONSTRUCTION

	NAME	SIGN	DATE
DSGN	Dsgn	Dsgn	-
DRWN	Drwn	Drwn	-
CHKD	Chkd	Chkd	-
APPD	Aprd	Aprd	-

SECTION / ELEVATION MARKING

DRAWING NUMBER

SCALE 1:100, 1:200

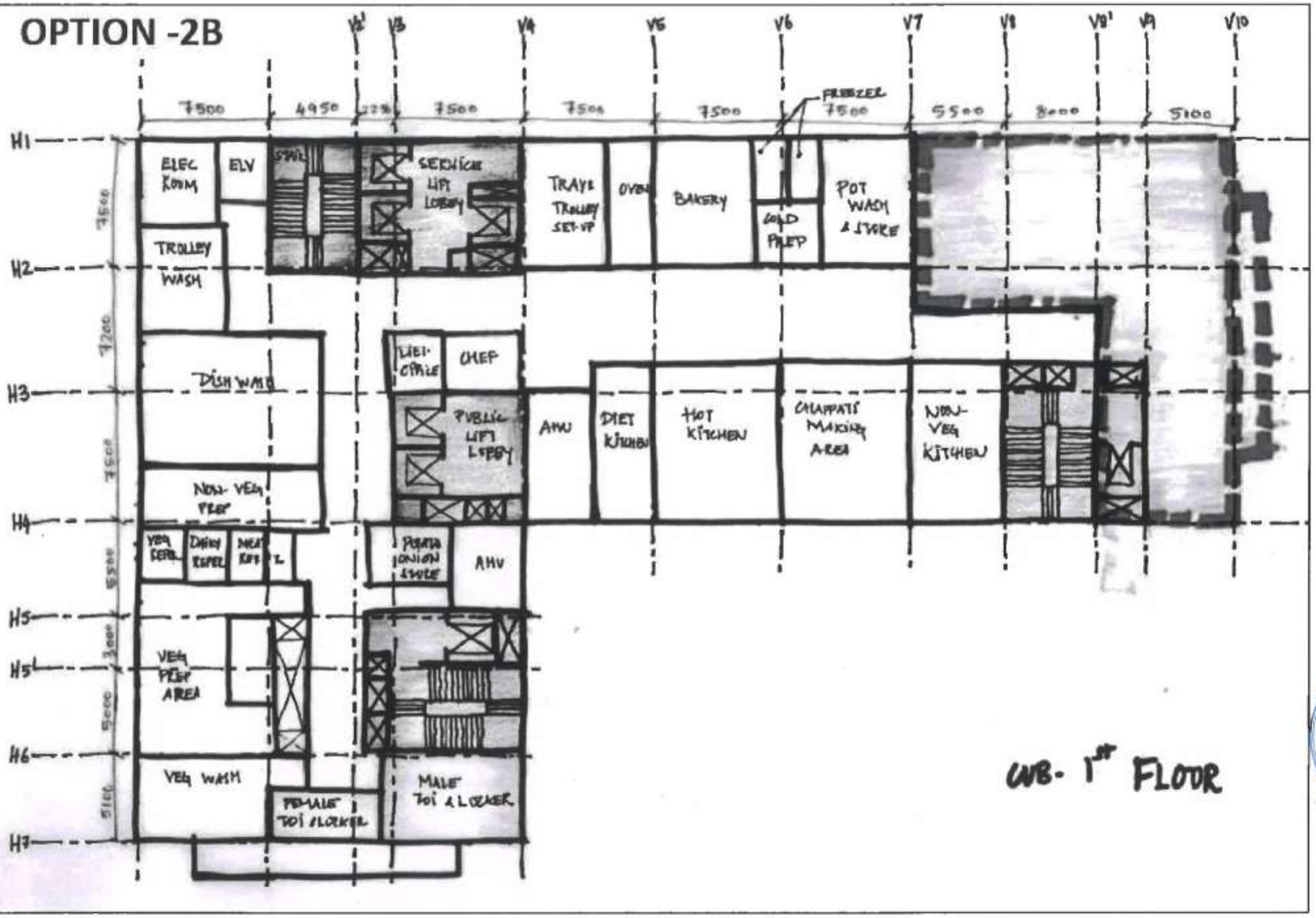
SIZE A3 REV A

PROJECTION

GN - ST - 34 - R3

This drawing is the property of L&T Construction .B&F-EDRC and must not be passed on to any person or body not authorised by us to receive it nor be copied or otherwise made use either in full or in part by such person or body without our prior permission in writing.

OPTION -2B



UNB- 1ST FLOOR

LARSEN & TOUBRO LIMITED
L&T Construction - Chennai

-	-	Dsgn	Drwn	Chkd	Aprd
		Dsgn -	Drwn -	Chkd -	Aprd -
REV.NO.	DESCRIPTION	DESIGNED	DRAWN	CHECKED	APPROVED

REVISIONS

CHECKED BY	SIGN	DATE	CHECKED BY	SIGN	DATE	CHECKED BY	SIGN	DATE
ARCHITECTURE			HVAC			GIS		
CIVIL & STRUCTURAL			FPS			GEOTECH.		
ELECTRICAL			PIPING					
ELV SYSTEM			PHE					

L&T Construction
Buildings & Factories

CLIENT : Client Name

CONSULTANT : Engineering Design and Research Center (EDRC), L&T Construction - Buildings & Factories

PROJECT : CENTRAL UTILITY BLOCK

CONCEPT ARCHITECT : Concept Architect

SUPPLIER/ CONTRACTOR : Larsen & Toubro Limited, Construction, Buildings & Factories

RELEASED FOR ☐ PRELIMINARY ☐ TENDER ☐ INFORMATION ☐ APPROVAL ☐ CONSTRUCTION

JOB No : OXXXXX

TITLE: CENTRAL UTILITY BLOCK

First Floor Plan - Scheme 2B

DRAWING No. OXXXXX - A - SP - 00 -WD - 0001

	NAME	SIGN	DATE
DSGN	Dsgn	Dsgn	-
DRWN	Drwn	Drwn	-
CHKD	Chkd	Chkd	-
APPD	Aprd	Aprd	-

SECTION / ELEVATION MARKING

DRAWING NUMBER

SCALE 1:100, 1:200

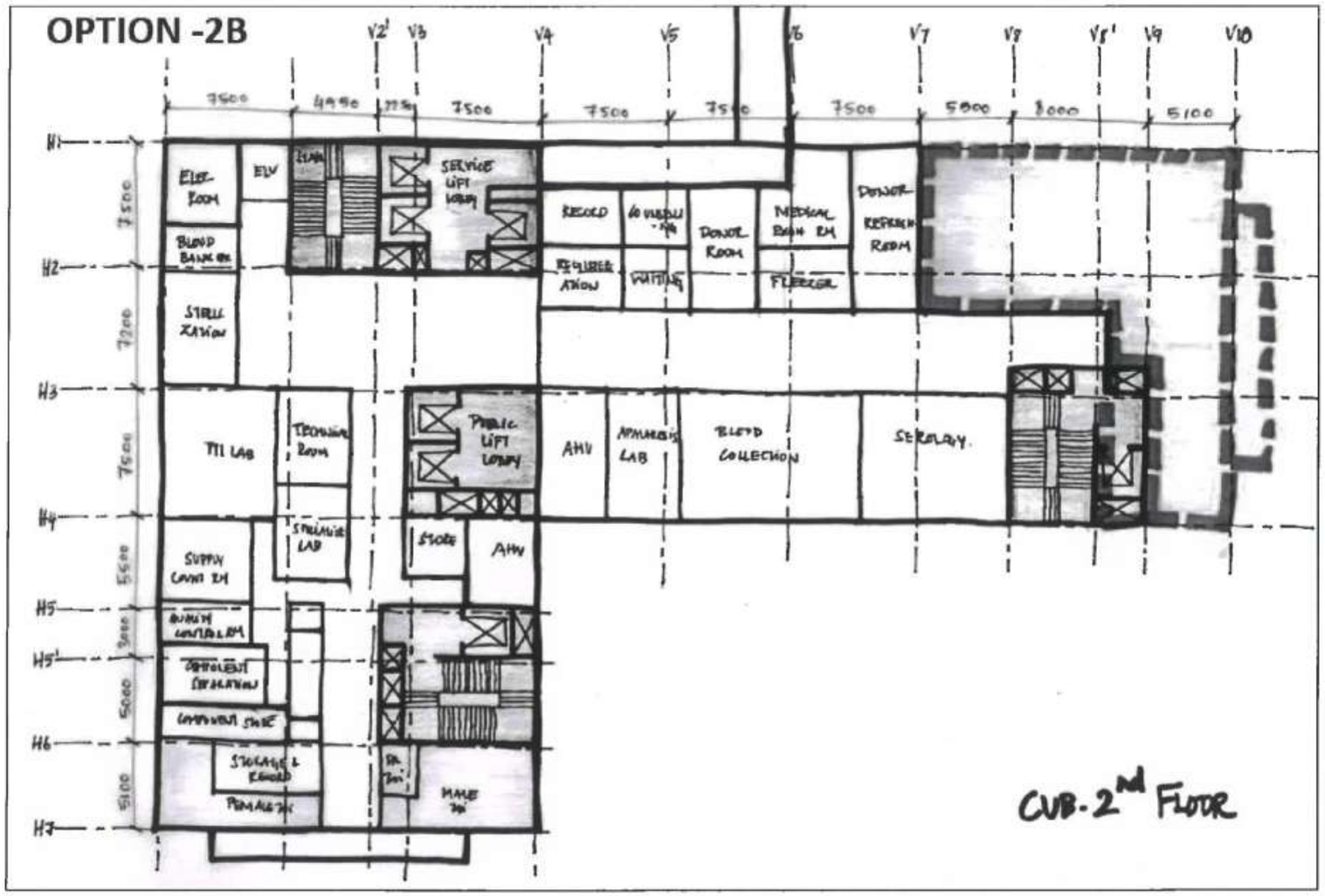
SIZE A3 | REV A

PROJECTION

GN - ST - 34 - R3

This drawing is the property of L&T Construction ,B&F-EDRC and must not be passed on to any person or body not authorised by us to receive it nor be copied or otherwise made use either in full or in part by such person or body without our prior permission in writing.

OPTION -2B



CUB-2nd FLOOR

LARSEN & TOUBRO LIMITED L&T Construction - Chennai

-	-	Dsgn	Drwn	Chkd	Aprd
		Dsgn -	Drwn -	Chkd -	Aprd -
REV NO.	DESCRIPTION	DESIGNED	DRAWN	CHECKED	APPROVED

REVISIONS

CHECKED BY	SIGN	DATE	CHECKED BY	SIGN	DATE	CHECKED BY	SIGN	DATE
ARCHITECTURE			HVAC			GIS		
CIVIL & STRUCTURAL			FPS			GEOTECH.		
ELECTRICAL			PIPING					
ELV SYSTEM			PHE					

L&T Construction
Buildings & Factories

CLIENT: Client Name

CONSULTANT: Engineering Design and Research Center (EDRC), L&T Construction - Buildings & Factories

PROJECT: CENTRAL UTILITY BLOCK

CONCEPT ARCHITECT: Concept Architect

SUPPLIER/ CONTRACTOR: Larsen & Toubro Limited, Construction, Buildings & Factories

JOB No : OXXXXX

TITLE: CENTRAL UTILITY BLOCK

SECOND FLOOR - Scheme 2B

DRAWING No. OXXXXX - A - SP - 00 -WD - 0001

	NAME	SIGN	DATE
DSGN	Dsgn	Dsgn	-
DRWN	Drwn	Drwn	-
CHKD	Chkd	Chkd	-
APPD	Aprd	Aprd	-

SECTION / ELEVATION MARKING

DRAWING NUMBER

SCALE 1:100, 1:200

SIZE A3 REV A

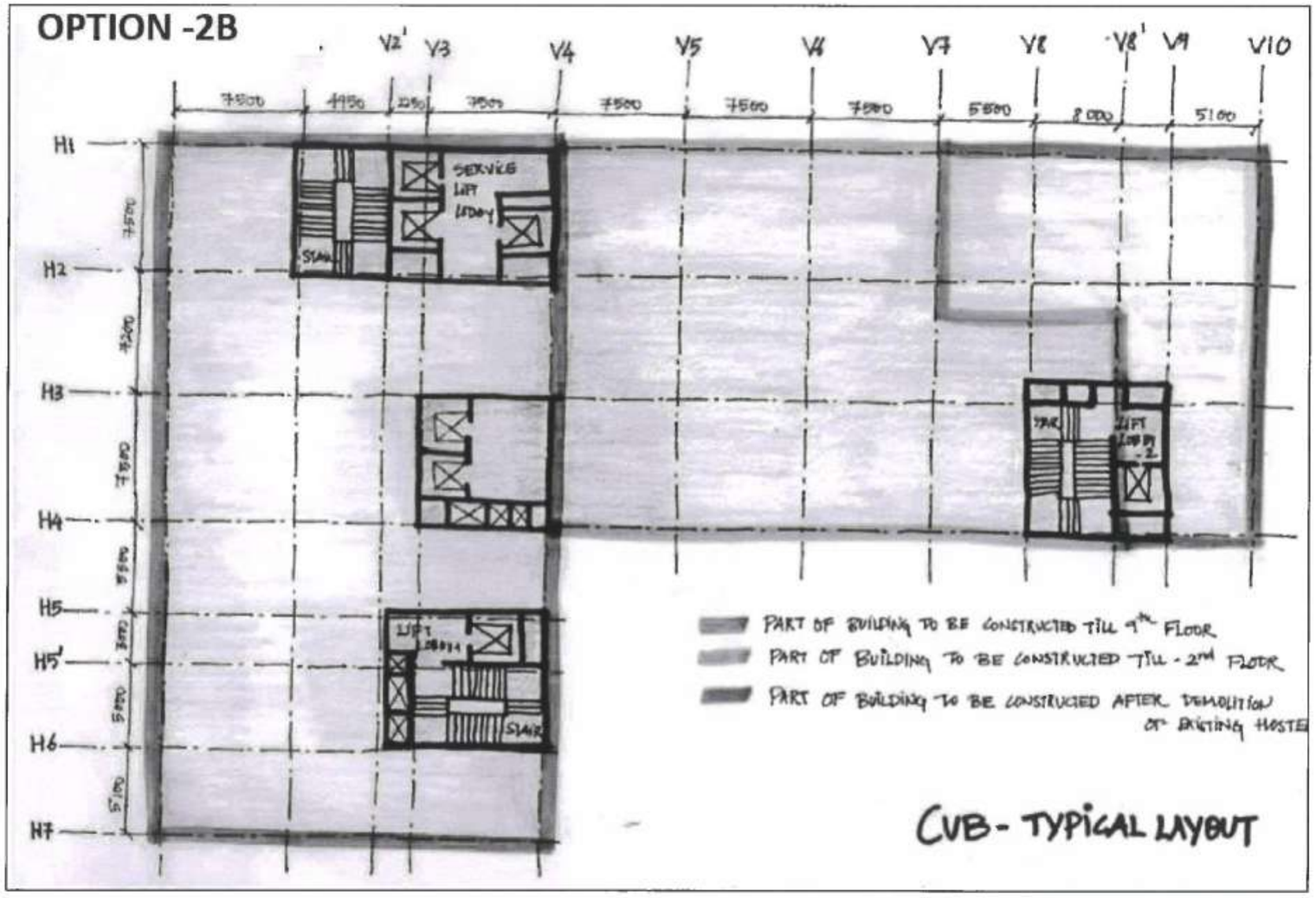
PROJECTION

RELEASED FOR ☐ PRELIMINARY ☐ TENDER ☐ INFORMATION ☐ APPROVAL ☐ CONSTRUCTION

GN - ST - 34 - R3

This drawing is the property of L&T Construction ,B&F-EDRC and must not be passed on to any person or body not authorised by us to receive it nor be copied or otherwise made use either in full or in part by such person or body without our prior permission in writing.

OPTION -2B



CUB - TYPICAL LAYOUT

REV.NO.	DESCRIPTION	Dsgn	Drwn	Chkd	Aprd
-	-	Dsgn -	Drwn -	Chkd -	Aprd -
		DESIGNED	DRAWN	CHECKED	APPROVED

REVISIONS

CHECKED BY	SIGN	DATE	CHECKED BY	SIGN	DATE	CHECKED BY	SIGN	DATE
ARCHITECTURE			HVAC			GIS		
CIVIL & STRUCTURAL			FPS			GEOTECH.		
ELECTRICAL			PIPING					
ELV SYSTEM			PHE					

L&T Construction
Buildings & Factories

CLIENT : Client Name

CONSULTANT : Engineering Design and Research Center (EDRC), L&T Construction - Buildings & Factories

PROJECT : CENTRAL UTILITY BLOCK

CONCEPT ARCHITECT : Concept Architect

SUPPLIER/ CONTRACTOR : Larsen & Toubro Limited, Construction, Buildings & Factories

JOB No : OXXXXX

TITLE: CENTRAL UTILITY BLOCK

TYPICAL FLOOR - Scheme 2B

DRAWING No. OXXXXX - A - SP - 00 -WD - 0001

	NAME	SIGN	DATE
DSGN	Dsgn	Dsgn	-
DRWN	Drwn	Drwn	-
CHKD	Chkd	Chkd	-
APPD	Aprd	Aprd	-

SECTION / ELEVATION MARKING

DRAWING NUMBER

SCALE 1:100, 1:200

SIZE A3 REV A

PROJECTION

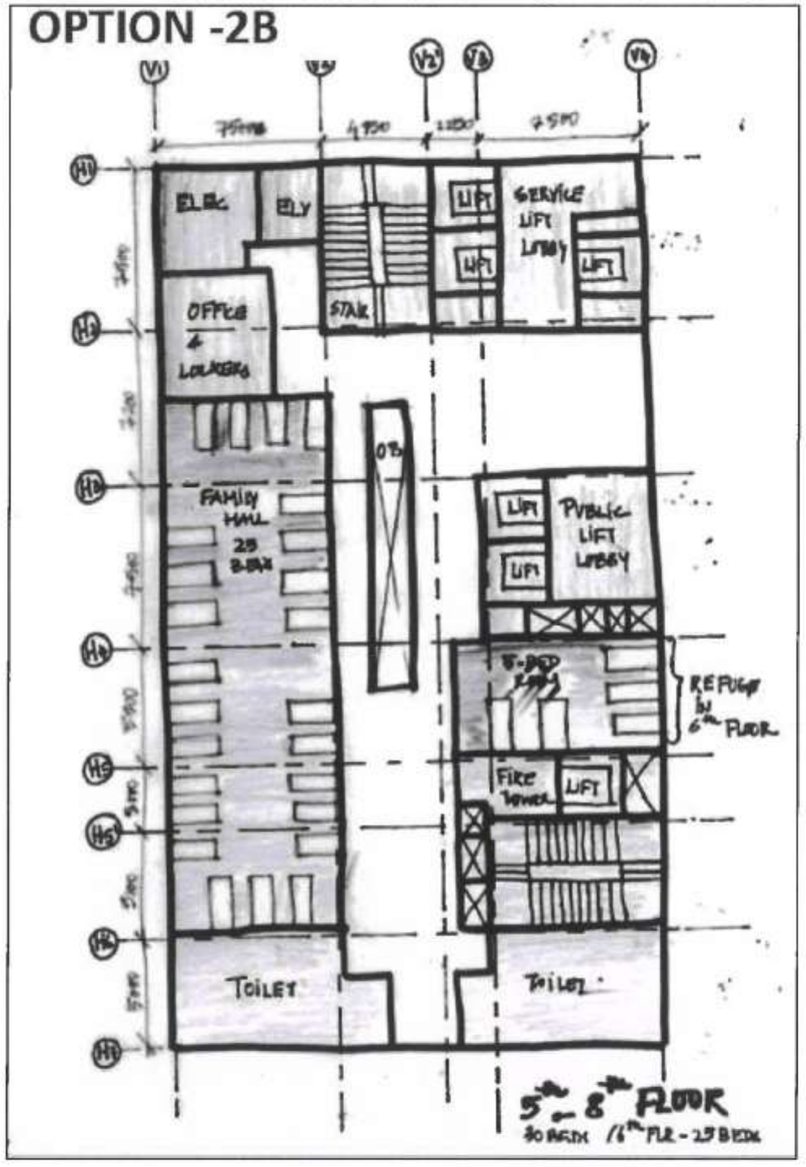
RELEASED FOR ☐ PRELIMINARY ☐ TENDER ☐ INFORMATION ☐ APPROVAL ☐ CONSTRUCTION

L&T LARSEN & TOUBRO LIMITED L&T Construction - Chennai

GN - ST - 34 - R3

This drawing is the property of L&T Construction ,B&F-EDRC and must not be passed on to any person or body not authorised by us to receive it nor be copied or otherwise made use either in full or in part by such person or body without our prior permission in writing.

OPTION -2B



		Dsgn	Drwn	Chkd	Aprd
-	-	Dsgn -	Drwn -	Chkd -	Aprd -
REV.NO.	DESCRIPTION	DESIGNED	DRAWN	CHECKED	APPROVED

REVISIONS

CHECKED BY	SIGN	DATE	CHECKED BY	SIGN	DATE	CHECKED BY	SIGN	DATE
ARCHITECTURE			HVAC			GIS		
CIVIL & STRUCTURAL			FPS			GEOTECH.		
ELECTRICAL			PIPING					
ELV SYSTEM			PHE					

L&T Construction
Buildings & Factories

CLIENT : Client Name

CONSULTANT : Engineering Design and Research Center (EDRC), L&T Construction - Buildings & Factories

PROJECT : CENTRAL UTILITY BLOCK

CONCEPT ARCHITECT : Concept Architect

SUPPLIER/ CONTRACTOR : Larsen & Toubro Limited, Construction, Buildings & Factories

JOB No : OXXXXX

TITLE: CENTRAL UTILITY BLOCK

FIFTH TO EIGHT FLOOR - Scheme 2B

DRAWING No. OXXXXX - A - SP - 00 -WD - 0001

	NAME	SIGN	DATE
DSGN	Dsgn	Dsgn	-
DRWN	Drwn	Drwn	-
CHKD	Chkd	Chkd	-
APPD	Aprd	Aprd	-

SECTION / ELEVATION MARKING — DRAWING NUMBER

SCALE 1:100, 1:200

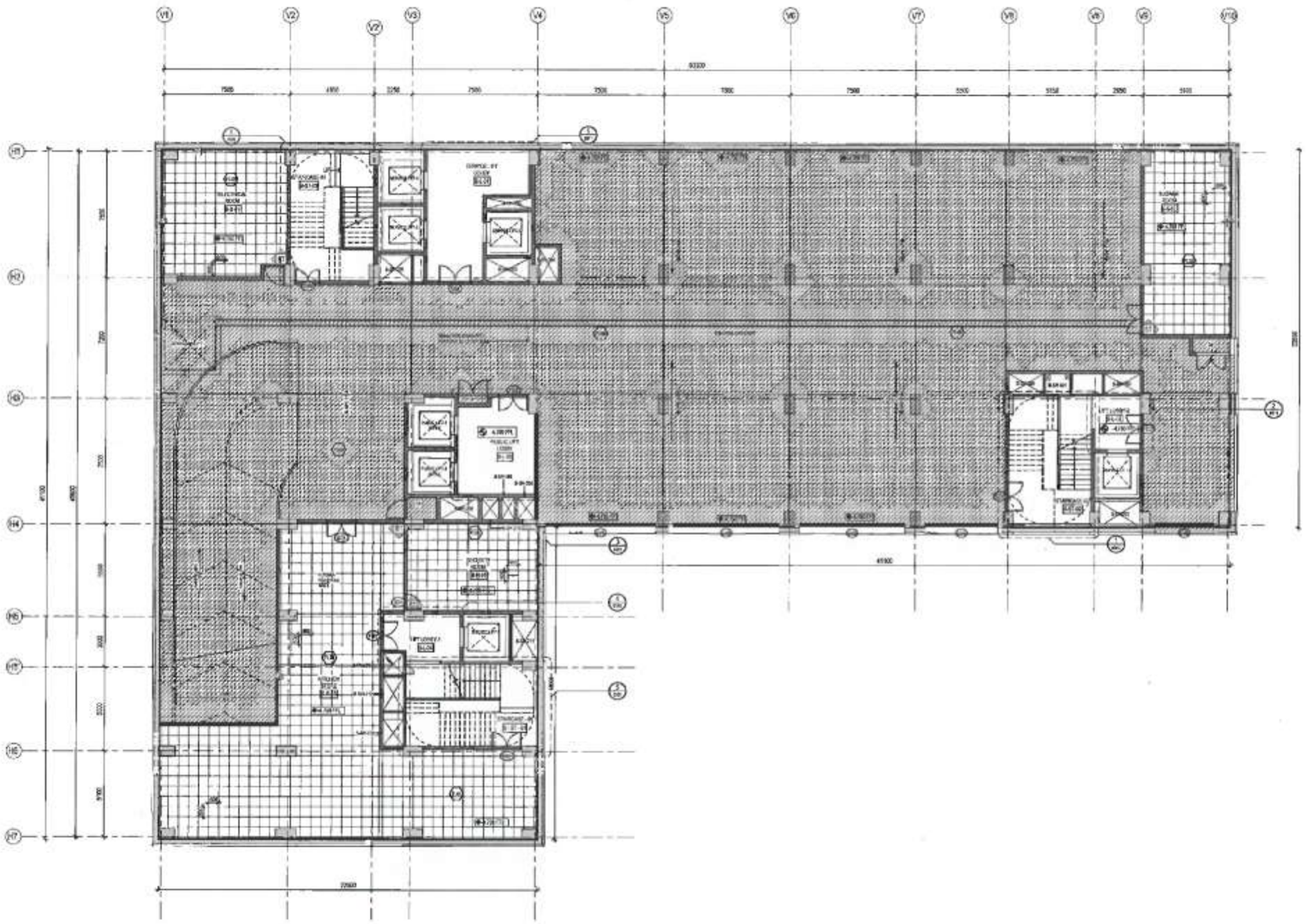
SIZE A3 | REV A

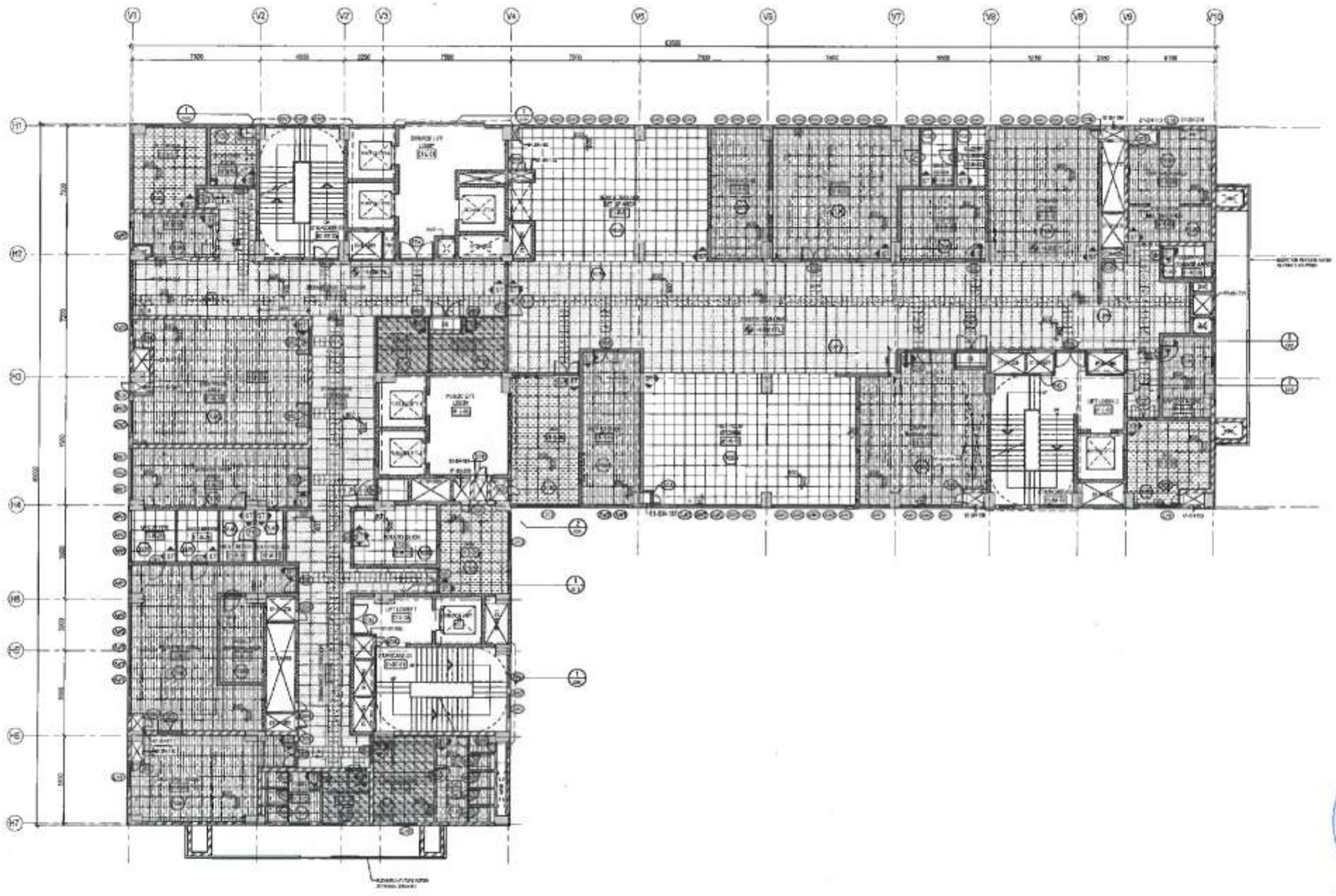
PROJECTION

RELEASED FOR ☐ PRELIMINARY ☐ TENDER ☐ INFORMATION ☐ APPROVAL ☐ CONSTRUCTION

LARSEN & TOUBRO LIMITED — L&T Construction - Chennai

GN - ST - 34 - R3


V1
V2
V3
V4
V5
V6
V7
V8
V9
V10
H1
H2
H3
H4
H5
H6
H7
93320
7565
4900
3250
7500
7500
7500
7500
5300
5150
2650
5300
ELECTRICAL ROOM
B131
COMPLE. ST
LOCK
B130
PUBLIC LIFT
LOBBY
B129
LIFT LOBBY
B128
STAIRCASE
B127
KITCHEN
B126
B125
B124
B123
B122
B121
B120
B119
B118
B117
B116
B115
B114
B113
B112
B111
B110
B109
B108
B107
B106
B105
B104
B103
B102
B101
B100
B99
B98
B97
B96
B95
B94
B93
B92
B91
B90
B89
B88
B87
B86
B85
B84
B83
B82
B81
B80
B79
B78
B77
B76
B75
B74
B73
B72
B71
B70
B69
B68
B67
B66
B65
B64
B63
B62
B61
B60
B59
B58
B57
B56
B55
B54
B53
B52
B51
B50
B49
B48
B47
B46
B45
B44
B43
B42
B41
B40
B39
B38
B37
B36
B35
B34
B33
B32
B31
B30
B29
B28
B27
B26
B25
B24
B23
B22
B21
B20
B19
B18
B17
B16
B15
B14
B13
B12
B11
B10
B9
B8
B7
B6
B5
B4
B3
B2
B1
45900
22950
47500
7500
11000
9100
3000
3000
3000



NORTH

N

KEYPLAN

NOTES

STRUCTURAL PROOF CONSULTANT:

L&T CONSTRUCTION - Chennai

CLIENT:
BMSICL
BIHAR MEDICAL SERVICES AND INFRASTRUCTURE CORPORATION LIMITED

MANAGER (P):
DGM (D):
DGM (P):
GM (P & D):
CM (P):
COM (P):
DESIGN CONSULTANTS (MEP&C):
SIGNATURE
SURBANA GOEL AND ASSOCIATES, DELHI

EPC CONTRACTORS:
L&T Construction
Buildings & Factories

PROJECT:
REDEVELOPEMENT OF PATNA MEDICAL COLLEGE AND HOSPITAL (PMCH) AT PATNA, BIHAR

L&T NO: O21415

BUILDING NAME:
CENTRAL UTILITY BLOCK

DRAWING TITLE:
GSB - FIRST FLOOR PLUMBING LAYOUT

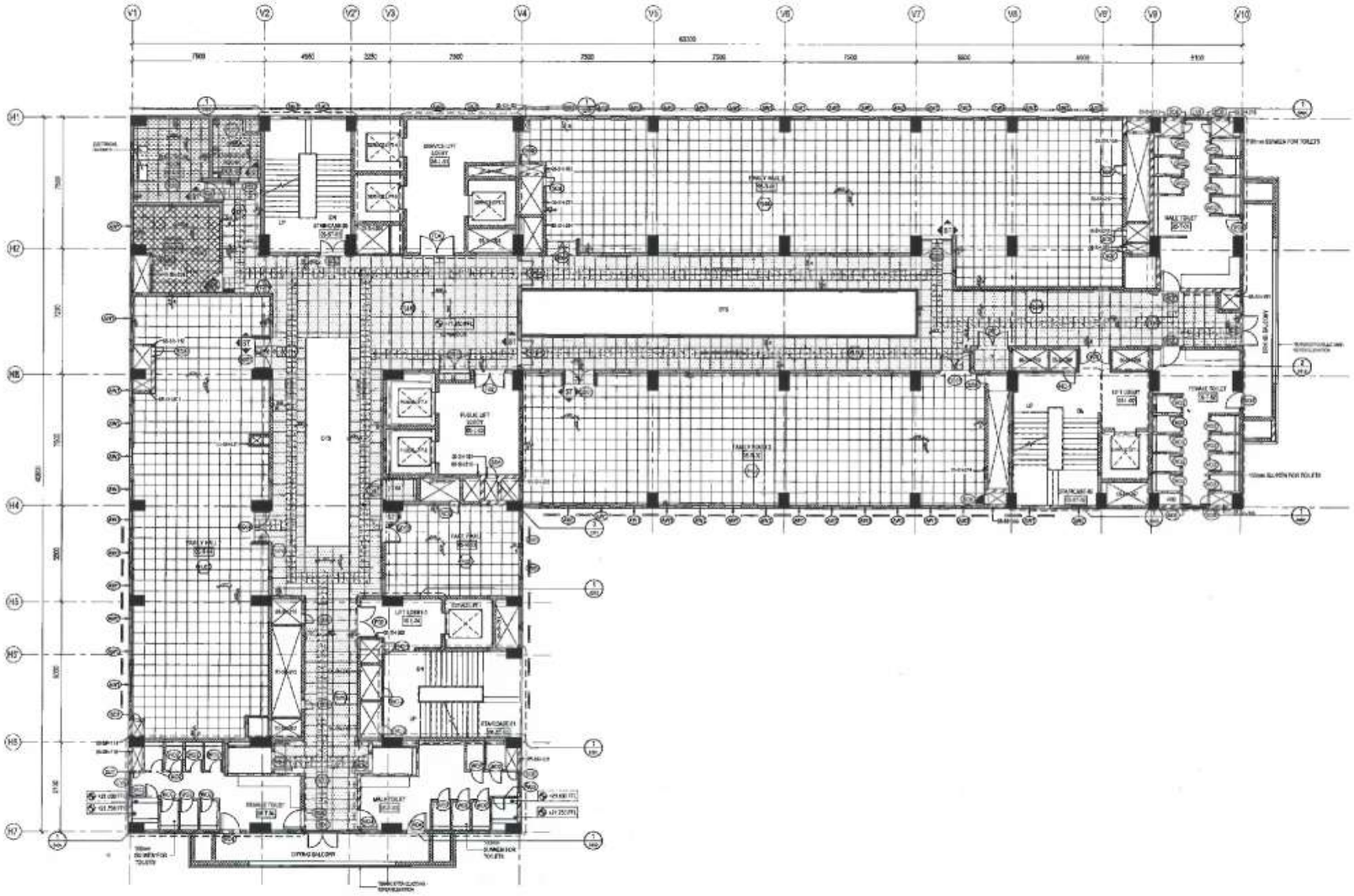
DRAWING NUMBER:
O21415-A-HP-07-WD-0121

SCALE: 1:100

REVISION: P PRELIMINARY

This drawing is the property of L&T Construction, A&P, EDRC, and must not be passed on to any person or body not authorised by us to receive it nor be copied or otherwise exploited either in full or in part by such person or body without our prior permission in writing.

NORTH





NOTES

STRUCTURAL PROOF CONSULTANT :

CLIENT :
BMSICL
BIHAR MEDICAL SERVICES AND INFRASTRUCTURE CORPORATION LIMITED

DESIGN CONSULTANTS (BMSICL) :
SURESH GOEL AND ASSOCIATES, DELHI

SIGNATURE

EPC CONTRACTOR :
L&T Construction
Buildings & Factories

PROJECT :
REDEVELOPMENT OF PATNA MEDICAL COLLEGE AND HOSPITAL (PMCH) AT PATNA, BIHAR

Job No: C21419

BUILDING NAME :
CENTRAL UTILITY BLOCK

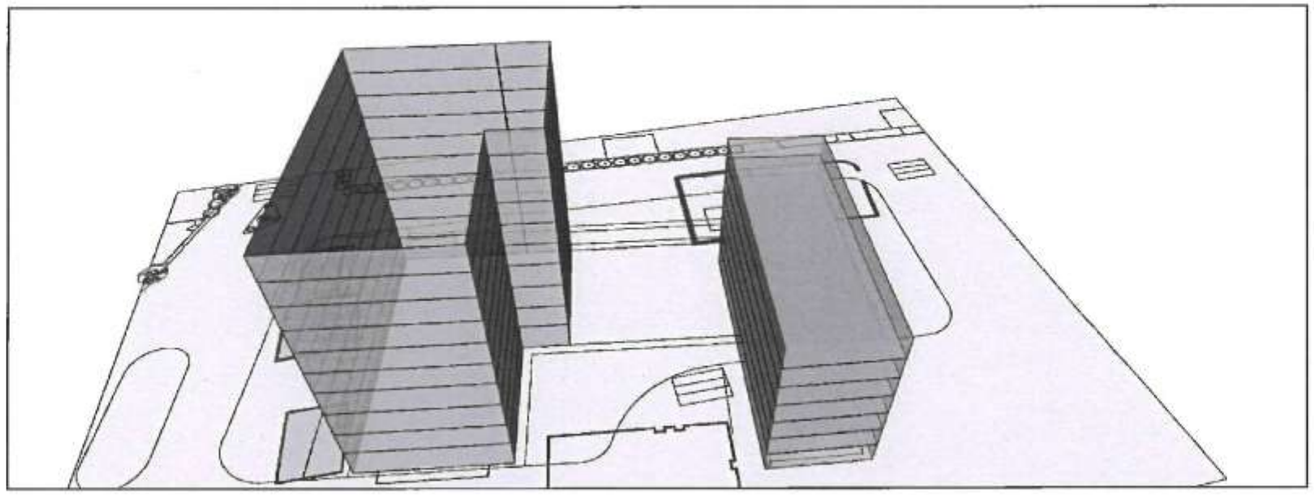
DRAWING TITLE :
CUB - TYPICAL FLOOR FLOORING LAYOUT

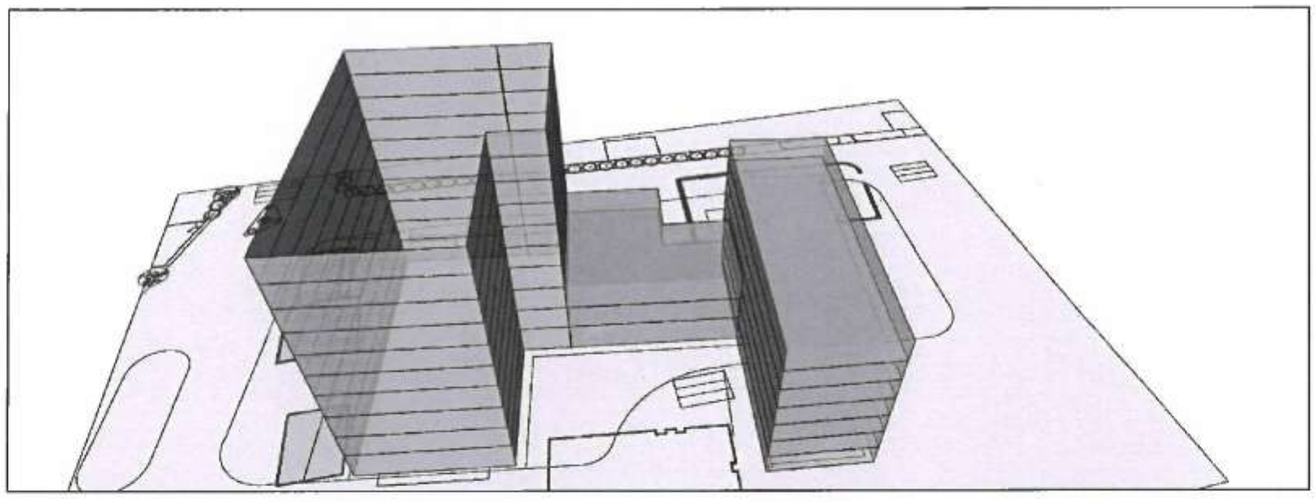
DRAWING NUMBER :
C21419-A-HP-07-WD-0128

SHEET SIZE : A0

L&T LARSEN & TOUBRO LIMITED
L&T Construction - Chennai

This drawing is the property of L&T Construction ,B&F-EDRC and must not be passed on to any person or body not authorised by us to receive it nor be copied or otherwise made use made use either in full or in part by such person or body without our prior permission in writing.





L&T LARSEN & TOUBRO LIMITED L&T Construction - Chennai

REV.NO	DESCRIPTION	Dsgn	Drwn	Chkd	Aprd
-	-	Dsgn -	Drwn -	Chkd -	Aprd -
	REVISIONS	DESIGNED	DRAWN	CHECKED	APPROVED

CHECKED BY	SIGN	DATE	CHECKED BY	SIGN	DATE	CHECKED BY	SIGN	DATE
ARCHITECTURE			HVAC			GIS		
CIVIL & STRUCTURAL			FPS			GEOTECH.		
ELECTRICAL			PIPING					
ELV SYSTEM			PHE					

L&T Construction
Buildings & Factories

CLIENT : Client Name

CONSULTANT : Engineering Design and Research Center (EDRC), L&T Construction - Buildings & Factories

PROJECT : PMCH

CONCEPT ARCHITECT : Concept Architect

SUPPLIER/ CONTRACTOR : Larsen & Toubro Limited, Construction, Buildings & Factories

RELEASED FOR ☐ PRELIMINARY ☐ TENDER ☐ INFORMATION ☐ APPROVAL ☐ CONSTRUCTION

JOB No : OXXXXX

TITLE: **CENTRAL UTILITY BLOCK**

MASSING -1

DRAWING No. OXXXXX - A - SP - 00 -WD - 0001

	NAME	SIGN	DATE
DSGN	Dsgn	Dsgn	-
DRWN	Drwn	Drwn	-
CHKD	Chkd	Chkd	-
APPD	Aprd	Aprd	-

SECTION / ELEVATION MARKING — DRAWING NUMBER

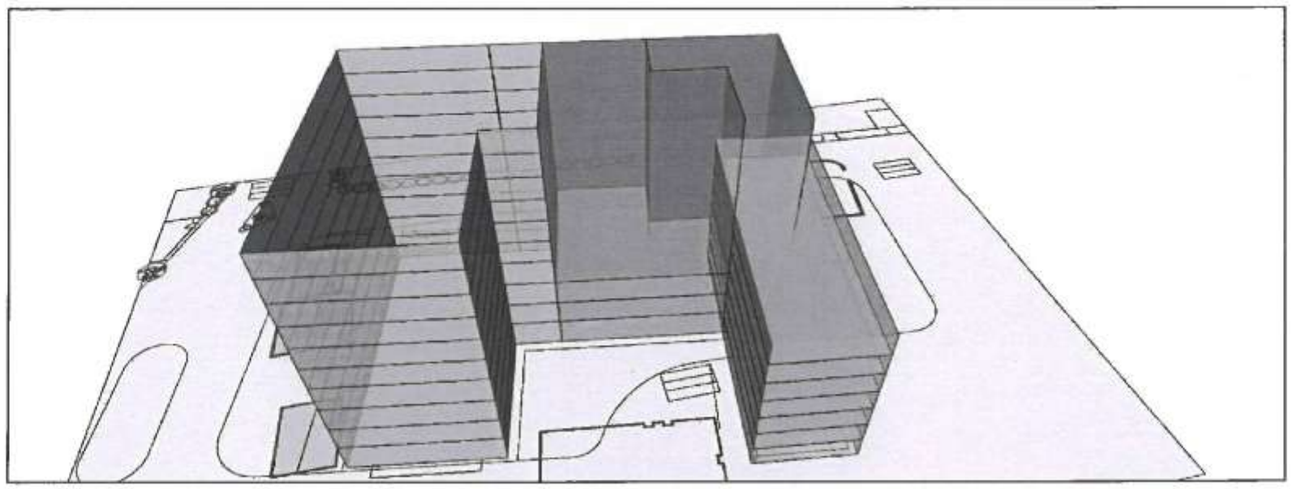
SCALE 1:100, 1:200

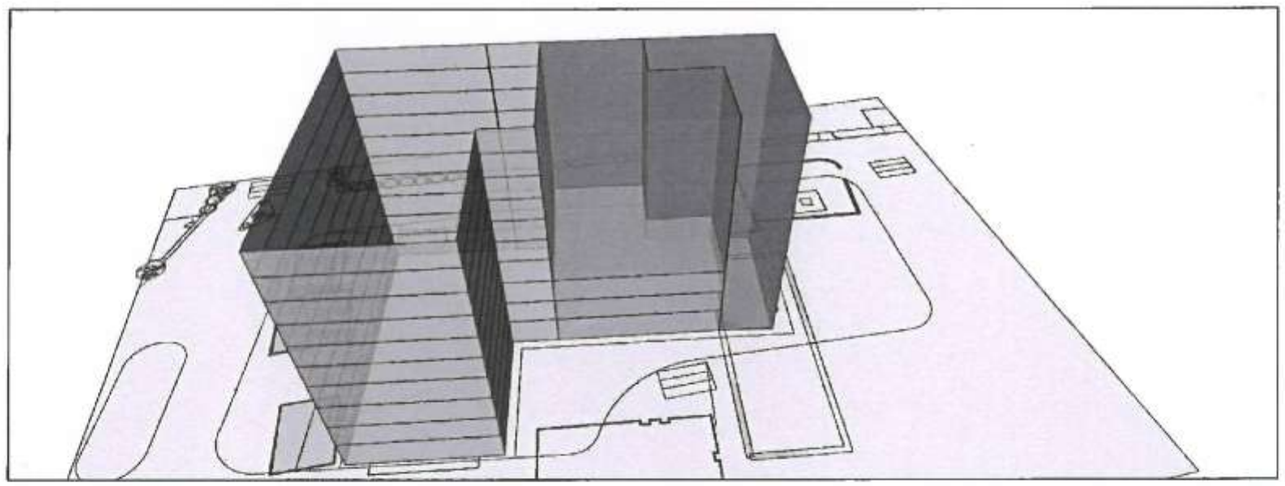
SIZE A3 | REV A

PROJECTION

GN - ST - 34 - R3

This drawing is the property of L&T Construction ,B&F-EDRC and must not be passed on to any person or body not authorised by us to receive it nor be copied or otherwise made use either in full or in part by such person or body without our prior permission in writing.





LARSEN & TOUBRO LIMITED
L&T Construction - Chennai

		Dsgn	Drwn	Chkd	Aprd
-	-	Dsgn -	Drwn -	Chkd -	Aprd -
REV.NO.	DESCRIPTION	DESIGNED	DRAWN	CHECKED	APPROVED

REVISIONS

CHECKED BY	SIGN	DATE	CHECKED BY	SIGN	DATE	CHECKED BY	SIGN	DATE
ARCHITECTURE			HVAC			GIS		
CIVIL & STRUCTURAL			FPS			GEOTECH.		
ELECTRICAL			PIPING					
ELV SYSTEM			PHE					

L&T Construction
Buildings & Factories

CLIENT : Client Name

CONSULTANT : Engineering Design and Research Center (EDRC), L&T Construction - Buildings & Factories

PROJECT : PMCH

CONCEPT ARCHITECT : Concept Architect

SUPPLIER/ CONTRACTOR : Larsen & Toubro Limited, Construction, Buildings & Factories

JOB No : OXXXXX

TITLE: CENTRAL UTILITY BLOCK

MASSING -2

DRAWING No. OXXXXX - A - SP - 00 -WD - 0001

	NAME	SIGN	DATE
DSGN	Dsgn	Dsgn	-
DRWN	Drwn	Drwn	-
CHKD	Chkd	Chkd	-
APPD	Aprd	Aprd	-

SECTION / ELEVATION MARKING — DRAWING NUMBER

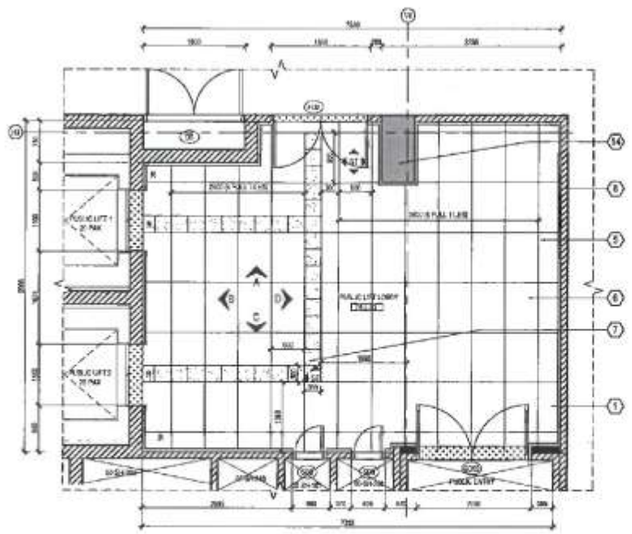
SCALE 1:100, 1:200

SIZE A3 | REV A

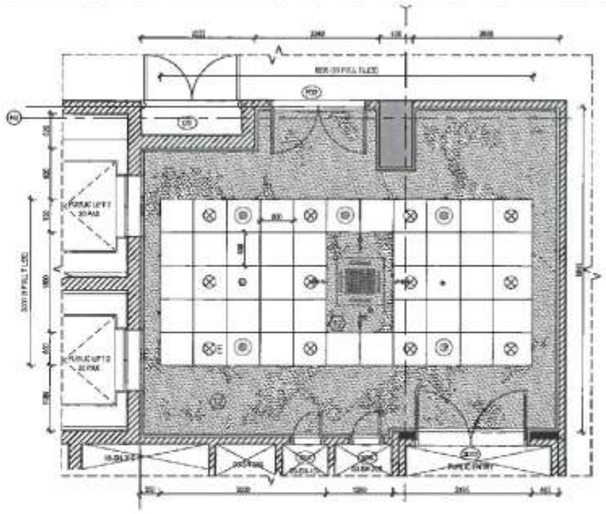
RELEASED FOR ☐ PRELIMINARY ☐ TENDER ☐ INFORMATION ☐ APPROVAL ☐ CONSTRUCTION

PROJECTION

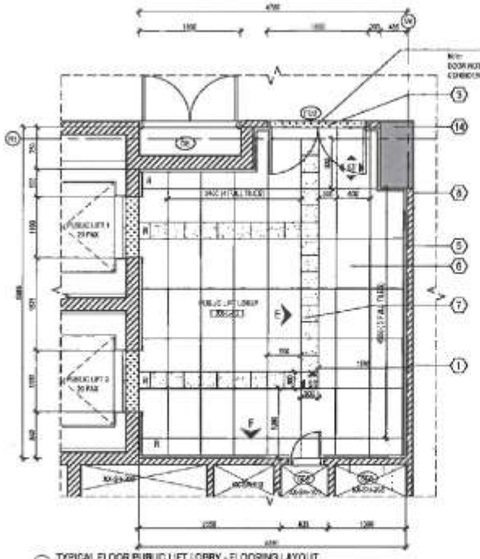
GN - ST - 34 - R3



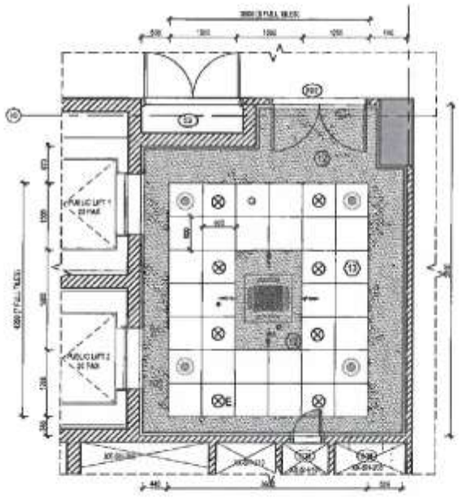
1 GROUND FLOOR PUBLIC LIFT LOBBY - FLOORING LAYOUT
1:50



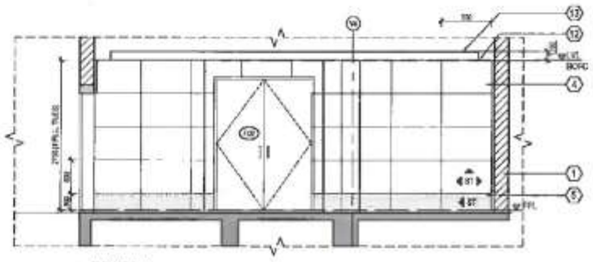
2 GROUND FLOOR PUBLIC LIFT LOBBY - RCP LAYOUT
1:50



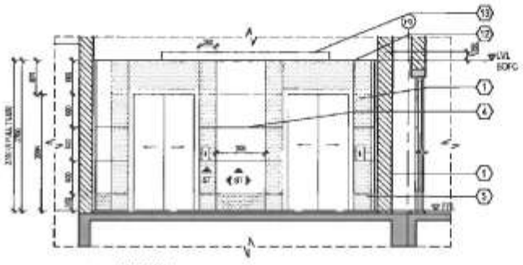
3 TYPICAL FLOOR PUBLIC LIFT LOBBY - FLOORING LAYOUT
1:50



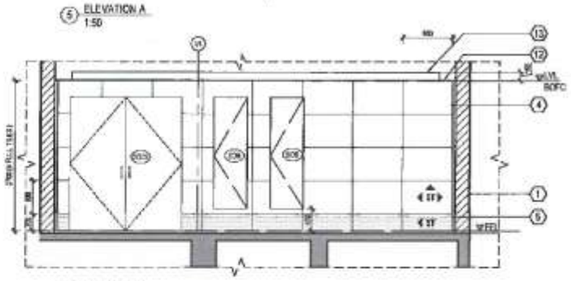
4 TYPICAL FLOOR PUBLIC LIFT LOBBY - RCP LAYOUT
1:50



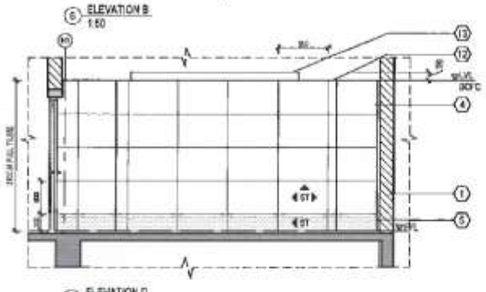
5 ELEVATION A
1:50



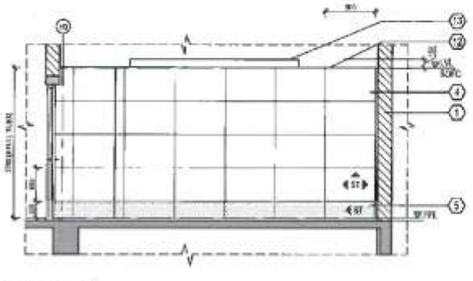
6 ELEVATION B
1:50



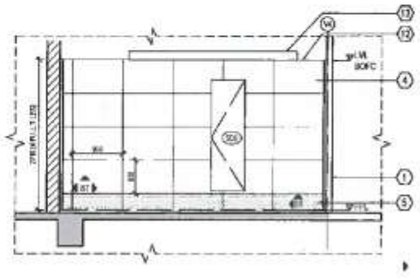
7 ELEVATION C
1:50



8 ELEVATION D
1:50



9 ELEVATION E
1:50



10 ELEVATION F
1:50

This drawing is the property of L&T Construction, BAP-EDRC and must not be passed on to any person or body not authorised by us to receive it nor be copied or otherwise reproduced either in full or in part by such person or body without our prior permission in writing.

NOTES

1. ALL DIMENSIONS ARE IN MILLIMETERS & LEVELS IN METRE.
2. THIS DRAWING TO BE READ AND NOT SCALED.
3. FOR ALL ROOM HEIGHTS REFER ROOM DATA SHEET / HEIGHTS MATRIX.
4. ALL DIMENSIONS SHALL BE VERIFIED ON SITE PRIOR TO START OF WORK AND ANY DISCREPANCY SHALL BE BROUGHT TO THE NOTICE OF THE ARCHITECT WITHIN 7 WORKING DAYS OF RECEIVING THE DRAWINGS, PRIOR TO PROCUREMENT/EXECUTION OF WORKS.
5. THIS DRAWING SHALL BE READ IN CONJUNCTION WITH ALL RELEVANT ARCHITECTURAL, STRUCTURAL AND MEP DRAWINGS.
6. THE LOCATION OF MEP FIXTURES SHALL BE ACCORDING TO THE DRAWING AND THE SAME SHALL BE CHECKED WITH THE RESPECTIVE DISCIPLINE DRAWINGS AND SITE.
7. THE SIZES AND DETAILS OF MEP FIXTURES SHOWN ARE INDICATIVE ONLY. FOR DETAILS REFER RESPECTIVE DISCIPLINE DRAWINGS.
8. FOR FURNITURE LAYOUT REFER DRAWING NO : O21419-A-HP-07-WD-0310
9. FOR TOILET ROOM REFER DRAWING NO : O21419-A-HP-07-WD-0305
10. JOINERY SHOWN IS INDICATIVE. REFER JOINERY SCHEDULE DRAWING NO : O21419-A-HP-07-WD-0314

KEY NOTE

1. 230mm thk FLYASH
2. 115 mm thk FLYASH WALL
3. GRANITE THRESHOLD
4. 18mm thk GRANITE WALL CLADDING SHADE 1
5. 18mm thk GRANITE WALL CLADDING SHADE 2
6. 18mm thk GRANITE FLOORING 600MM X 600MM
7. TACTILE TILE FLOORING 300MM X 600MM
8. 12MM THK INTERNAL PLASTERING
9. 18MM THK EXTERNAL PLASTERING
12. SEAMLESS GYPSUM BOARD FALSE CEILING
13. GI METAL GRID FALSE CEILING 600MM X 600MM TILES
14. COL / BEAM / RCC SLAB AS PER STRUCTURE
15. CALL BUTTON

RCP FIXTURES - LEGEND

- SPRINKLER
- SMOKE DETECTOR
- RESPONSE INDICATOR
- SPEAKER
- WATERPROOF DOWNLIGHT
- DOWNLIGHT
- CEILING DIFFUSER AND EXHAUST GRILL

KEY PLAN - TYPICAL FLOOR

PUBLIC LIFT LOBBY

ROOM TYPE	DESCRIPTION
L	LIFT LOBBY

DRAFT NO	DRAFT TYPE
000	RAMC

WALL INDEX

CEILING

FLOORING

WALL CLADDING

STRUCTURAL RCC CONSULTANT

LARSEN & TOUBRO LIMITED
L&T Construction - Chennai

REV NO	DESCRIPTION	ORIG	DRAWN	CHECKED	APPROVED
P	ISSUE FOR CONSTRUCTION	VBL 25.04.2022	RATAS 25.04.2022	RA 25.04.2022	VD 25.04.2022

CHECKED BY	SIGN	DATE	DRAWN BY	SIGN	DATE	CHECKED BY	SIGN	DATE
ARCHITECTURE			VBAC			SUD		
CIVIL & STRUCTURAL			PPS			MEDITECH		
ELECTRICAL			PARAG			YMI		
MEP SYSTEMS			PHS					

CLIENT :

BMSICL — BIHAR MEDICAL SERVICES AND INFRASTRUCTURE CORPORATION LIMITED

MANAGER (P) :	DGM (D) :
DGM (P) :	GM (P & D) :
GM (P) :	CGM (P) :
DESIGN CONSULTANTS (BMSICL) : SURESH GOEL AND ASSOCIATES, DELHI	SIGNATURE

EPC CONTRACTORS:

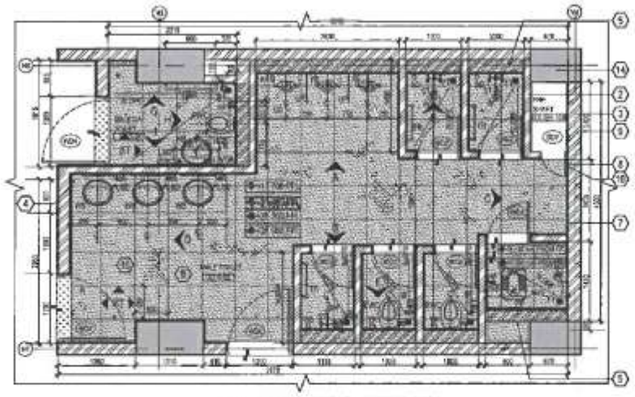
L&T Construction — Buildings & Factories

PROJECT :

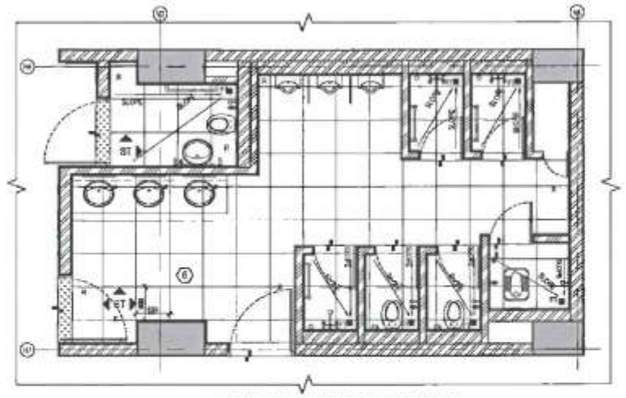
REDEVELOPEMENT OF PATNA MEDICAL COLLEGE AND HOSPITAL (PMCH) AT PATNA, BIHAR

Job No: O21419	BUILDING NAME: CENTRAL UTILITY BLOCK
O21419-A-HP-07-WD-0311	DRAWING TITLE: PUBLIC LIFT LOBBY DETAILS
	DRAWING NUMBER: O21419-A-HP-07-WD-0311
SCALE: 1:50	PRINT SIZE: A1 — REVISION NO: A

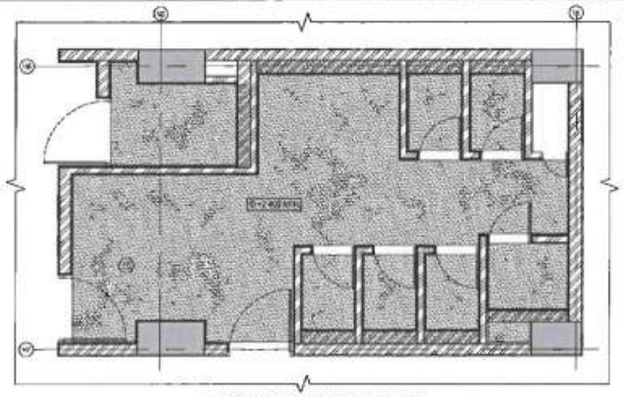
RELEASED FOR: ☐ PRELIMINARY ☐ TENDER ☐ INFORMATION ☐ APPROVAL ☒ CONSTRUCTION



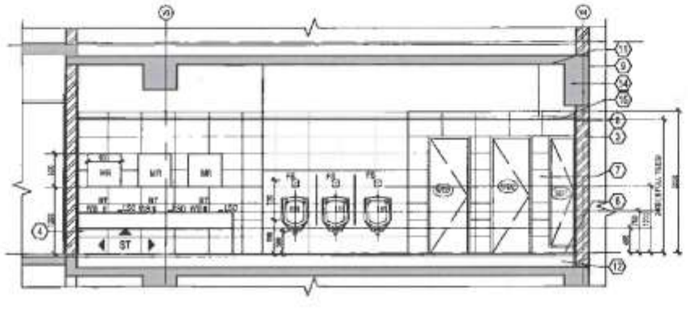
1 TYPICAL FLOOR MALE TOILET 1-FIXTURE LAYOUT
1:50



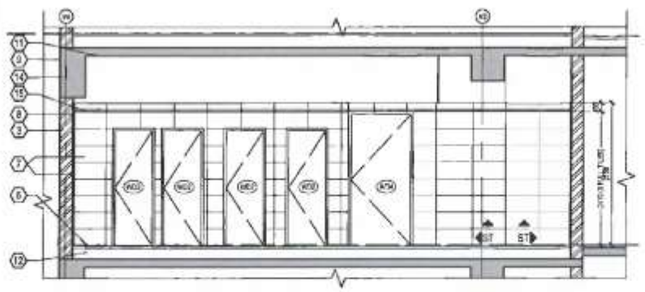
2 TYPICAL FLOOR MALE TOILET 1-FLOORING LAYOUT
1:50



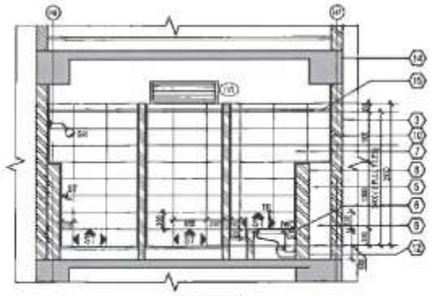
3 TYPICAL FLOOR MALE TOILET 1-RCP LAYOUT
1:50



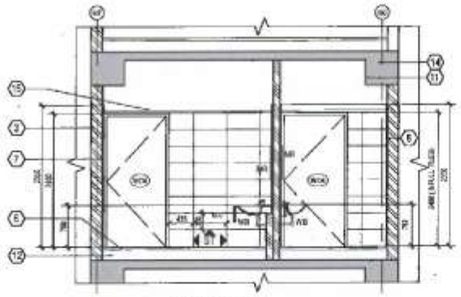
4 ELEVATION A
1:50



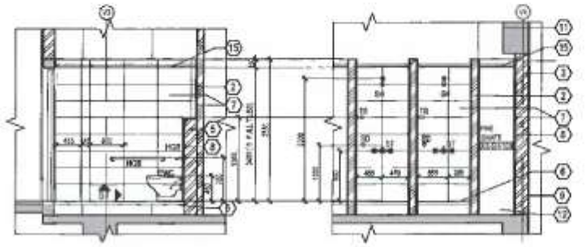
5 ELEVATION B
1:50



7 ELEVATION C
1:50

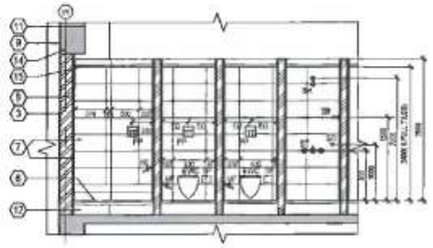


6 ELEVATION D
1:50

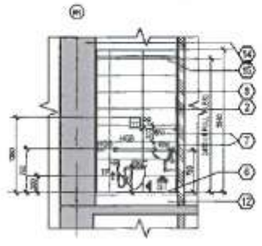


10 ELEVATION G
1:50

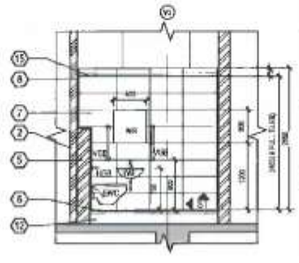
8 ELEVATION E
1:50



9 ELEVATION F
1:50



11 ELEVATION H
1:50



12 ELEVATION I
1:50

ABBREVIATIONS

FFL	FINISHED FLOOR LEVEL
FS	FLUSH SENSOR FOR URINAL
FT	FLOOR TRAP
HF	HEALTH FAUCET
HRB	GRAB BAR (HORIZONTAL)
LVL	LEVEL
LSD	LIQUID SOAP DISPENSER
MR	MIRROR
PF	PUSH PLATE
TP	TOILET PAPER HOLDER
UR	URINAL
VP	VERTICAL PARTITION
VGB	GRAB BAR (VERT CAL)
WB	WASH BASIN
SH	SHOWER HEAD
ST	SHOWER TAP
SD	SOAP DISH
TH	TOWEL HOO
BT	BIB TAP
IWC	INDIAN WATER CLOSET
EWC	EUROPEAN WATER CLOSED (WALL MOUNTED)

KEY NOTE

1. 200mm thk AAC BLOCK WALL
2. 115mm thk PLYRASH WALL
3. 230 mm thk PLYRASH WALL
4. 115mm thk PLYRASH WALL-LEDGE WALL
5. 230 mm thk PLYRASH WALL-LEDGE WALL
6. 10mm thk ANTI SKID CERAMIC TILE FLOORING 600MM X600MM
7. 10mm thk ANTI SKID CERAMIC TILE WALL CLADDING 600MM X600MM
8. 12MM THK MESWAL PLASTERING
9. 18MM THK EXTERNAL PLASTERING
10. 15MM THK CEMENT MORTAR
11. 6MM THK CEILING PLASTERING
12. 200MM SLAB/GF
13. 18MM THK GRANITE SLAB URINAL PARTITION 5-915 X 1000MM
14. ACOUSTIC GLASS AS PER STRUCTURE
15. CALCIUM SILICATE BOARD FALSE CEILING

WALL INDEX

- 230MM THK PLYRASH WALL
- 200 MM THICK AAC BLOCK WALL
- 115MM THICK PLYRASH WALL
- RC WALL / SLAB

CEILING

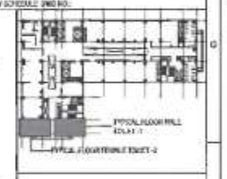
- CALCIUM SILICATE BOARD FALSE CEILING

FLOORING

- 10mm thk ANTI SKID CERAMIC TILE FLOORING 600MM X600MM
- GRANITE THRESHOLD
- 50mm TILE DROP
- 65mm SLOPED TILE DROP

WALL CLADDING

- 10mm thk ANTI SKID CERAMIC TILE WALL CLADDING 600MM X600MM



This drawing is the property of L&T Construction, EAT-EDRC and must not be passed on to any person or body not authorised by us to receive it nor be copied or otherwise made use either in full or in part by such person or body without our prior permission in writing.

NOTES

1. ALL DIMENSIONS ARE IN MILLIMETERS & LEVELS IN METERS.
2. THIS DRAWING TO BE READ AND NOT SCALED.
3. FOR ALL ROOM FINISHES REFER ROOM DATA SHEET/ FINISHING PLAN.
4. ALL DIMENSIONS SHALL BE VERIFIED ON SITE PRIOR TO START OF WORK AND ANY DISCREPANCY SHALL BE BROUGHT TO THE NOTICE OF THE ARCHITECT WITHIN 7 WORKING DAYS OF RECEIPT OF THIS DRAWINGS, PRIOR TO PROCEEDING FOR EXECUTION OF WORKS.
5. THIS DRAWING SHALL BE READ IN CONJUNCTION WITH ALL RELEVANT ARCHITECTURAL, STRUCTURAL AND MEP DRAWINGS.
6. THE LOCATION OF MEP FIXTURES SHALL BE ADJUSTED AS TO THE CHANGING AND THE SAME SHALL BE CHECKED WITH THE RESPECTIVE DISCIPLINE DRAWINGS.
7. THE SIZES AND DETAILS OF MEP FIXTURES SHOWN ARE INDICATIVE ONLY. FOR DETAILS REFER RESPECTIVE DISCIPLINE DRAWINGS.
8. FOR FLOOR PLANS OF 'G' BLOCK REFER DWG NO.
9. FOR SECTIONS REFER DWG NO.
10. CERAMIC SHOWN AS INDICATIVE REFER JOINERY SCHEDULE DWG NO.

STRUCTURAL PROOF CONSULTANT :

LARSEN & TOUBRO LIMITED L&T Construction Chennai

REV NO	DESCRIPTION	ECS/EWCD	DRAWN	CHECKED	APPROVED
E	ISSUED FOR CONSTRUCTION	MR. 29.01.22	VGJ. 29.01.22	AK. 29.01.22	VGJ. 29.01.22

REVISIONS								
DESIGNED BY	SIGN	DATE	CHECKED BY	SIGN	DATE	CHECKED BY	SIGN	DATE
ARCHITECTURE			HVAC			EIR		
CIVIL & STRUCTURAL			FIRE			GEOTECH		
ELECTRICAL			PHE/FG			ART		
ELV SYSTEMS			PHC					

CLIENT :

BMSICL BIHAR MEDICAL SERVICES AND INFRASTRUCTURE CORPORATION LIMITED

MANAGER (P) :	DGM (D) :
DGM (P) :	GM (P & D) :
GM (P) :	DGM (P) :
DESIGN CONSULTANTS (BMSICL) : SURESH GOEL AND ASSOCIATES, DELHI	SIGNATURE

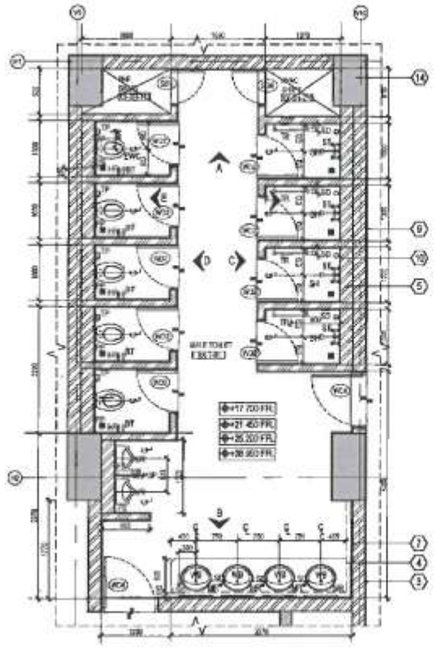
EPC CONTRACTORS:

L&T Construction
Buildings & Factories

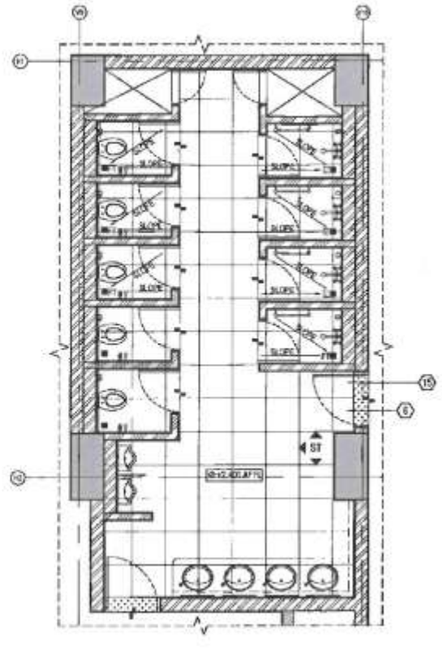
PROJECT :

REDEVELOPEMENT OF PATNA MEDICAL COLLEGE AND HOSPITAL (PMCH) AT PATNA, BIHAR

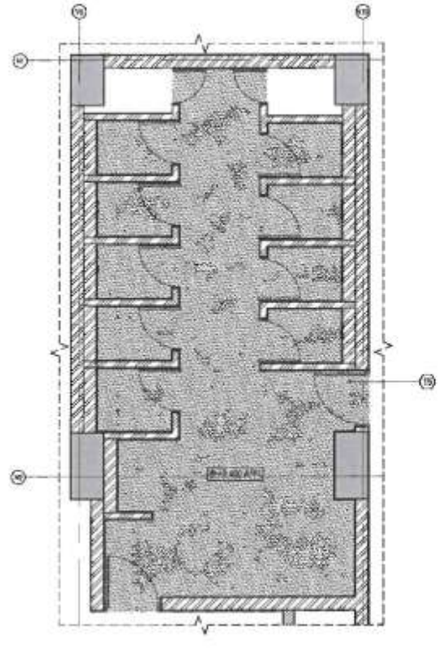
Job No: O21419	BUILDING NAME: CENTRAL UTILITY BLOCK
	DRAWING TITLE: TOILET DETAIL - TYPICAL FLOOR MALE TOILET 1 & FEMALE TOILET 1
	DRAWING NUMBER: 021419-A-HP-07-WD-0401
SCALE: 1:50	SHEET SIZE: A0 / REVISION NO: 0
RELEASED FOR: ☐ PRELIMINARY ☐ TENDER ☐ AS BUILT/ELV ☐ APPROVAL ☑ CONSTRUCTION	



1 TYPICAL FLOOR MALE TOILET 1-FIXTURE LAYOUT
1:50



2 TYPICAL FLOOR MALE TOILET 1-FLOORING LAYOUT
1:50



3 TYPICAL FLOOR MALE TOILET 1-RCP
1:50

ABBREVIATIONS

EWC	EUROPEAN WATER CLOSET(S) (WALL MOUNTED)
FFL	FINISHED FLOOR LEVEL
FO	FLUSH DEMISOR FOR URINAL
FT	FLOOR TRAP
HP	HEALTH FAUCET
HSB	GRAB BAR (HOR.)(SAFETY)
LVL	LEVEL
LSD	LIQUID SOAP DISPENSER
MR	MIRROR
PP	PUSH PLATE
TP	TISSUE PAPER HOLDER
UR	URINAL
UP	MODULAR URINAL PARTITION
VGB	GRAB BAR (VERTICAL)
WB	WASH BASIN
SH	SHOWER HEAD
ST	SHOWER TAP
SD	SOAP DISH
TR	TOWEL ROD
BT	BIB TAP
WC	INDIAN WATER CLOSET

KEY NOTE

1. 200mm thk AAC BLOCK WALL
2. 115mm thk FLYASH WALL
3. 230mm thk FLYASH WALL
4. 115mm thk FLYASH WALL LEDGE WALL
5. 230mm thk FLYASH WALL LEDGE WALL
6. 10mm thk ANTI SKID CERAMIC TILE FLOORING 600MM X600MM
7. 8mm thk ANTI SKID CERAMIC TILE WALL CLADDING-600MM X600MM
8. 12MM THK IMPERIAL PLASTERING
9. 10MM THK EXTERNAL PLASTERING
10. 12MM THK CEMENT MORTAR
11. 6MM THK CEILING PLASTERING
12. 230MM SUMMEN
13. 18MM THK GRANITE SLAB U/IMPAL PARTITIONS-600 X 1000MM
14. RCC FLEXAM IRCC SLAB AS PER STRUCTURE
15. CALCIUM SILICATE BOARD FALSE CEILING

WALL INDEX

- 230MM THK FLYASH WALL
- 200 MM THICK AAC BLOCK WALL
- 115MM THK FLYASH WALL
- RC WALL / SLAB

CEILING

- CALCIUM SILICATE BOARD FALSE CEILING

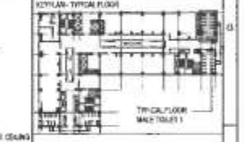
FLOORING

- 10mm thk ANTI SKID CERAMIC TILE FLOOR 600MM X600MM
- GRANITE THRESHOLD
- 10mm SLAB DROP
- 150mm SLOPED TILE DROP

WALL CLADDING

- 8mm thk ANTI SKID CERAMIC TILE WALL CLADDING-600MM X600MM

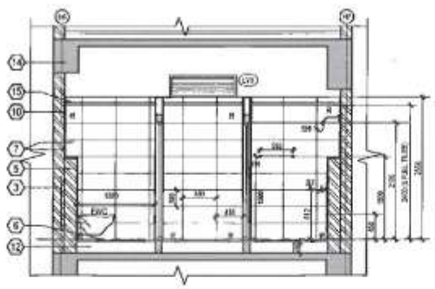
KEYPLAN - TYPICAL FLOOR



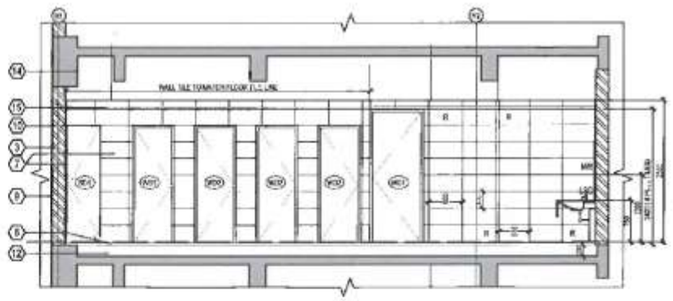
This drawing is the property of L&T Construction, B&F-EDRC and must not be passed on to any person or body not authorised by us to receive it nor be copied or otherwise made use either in full or in part by such person or body without our prior permission in writing.

NOTES

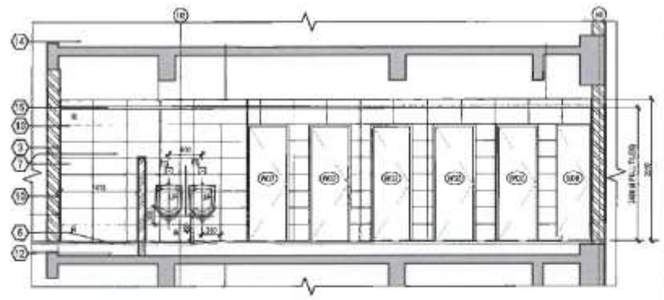
1. ALL DIMENSIONS ARE IN MILLIMETERS & LEVELS IN METERS.
2. THIS DRAWING TO BE READ AND NOT SCALED.
3. FOR ALL ROOM FINISH SCHEDULE REFER ROOM DATA SHEET/FINISHING MATRIX
4. ALL DIMENSIONS SHALL BE VERIFIED ON SITE PRIOR TO START OF WORK AND ANY DISCREPANCY SHALL BE BROUGHT TO THE NOTICE OF THE ARCHITECT WITHIN 7 WORKING DAYS OF RECEIVING THE DRAWN SET, PRIOR TO PROCUREMENT/EXECUTION OF WORKS
5. THIS DRAWING SHALL BE READ IN CONJUNCTION WITH ALL RELEVANT ARCHITECTURAL, STRUCTURAL, ASTAMP DRAWINGS
6. THE LOCATIONS OF FIXTURES SHALL BE ACCORDING TO THIS DRAWING AND THEY SHALL BE CHECKED WITH THE RESPECTIVE DISCIPLINE DRAWINGS AND SITE.
7. THE SIZES AND DETAILS OF ARCHITECTURAL FIXTURES SHOWN ARE INDICATIONAL ONLY. FOR EXACT SIZES OF FIXTURES REFER RESPECTIVE SUPPLIER DRAWINGS
8. FOR FLOOR PLANS OF TOILETS REFER DWG NO.
9. FOR SECTIONS REFER DWG NO.
10. FOR ANY WORKS IN ROOFTOP REFER ROOFTOP SCHEDULE DWG NO.



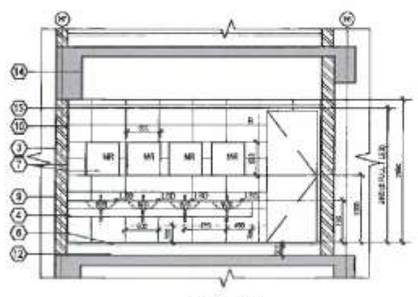
4 ELEVATION A
1:50



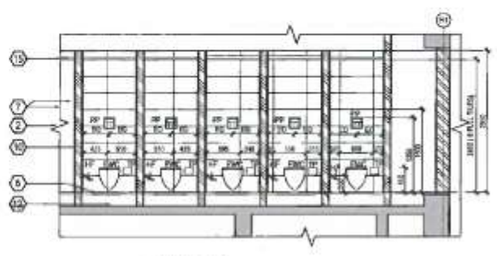
6 ELEVATION C
1:50



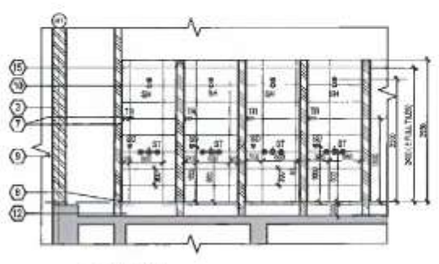
7 ELEVATION D
1:50



5 ELEVATION B
1:50



8 ELEVATION E
1:50



9 ELEVATION F
1:50

STRUCTURAL PROOF CONSULTANT

REV NO	DESCRIPTION	ISSUED	DRAWN	CHECKED	APPROVED
0	ISSUED FOR CONSTRUCTION	VBL 15.01.2025	VBL 15.01.2025	AK 15.01.2025	VVN 15.01.2025

REVISIONS

CHECKED BY	SIGN	DATE	CHECKED BY	SIGN	DATE	CHECKED BY	SIGN	DATE
ARCHITECTURE			HVAC			C&E		
CIVIL & STRUCTURAL			FIRE			GEOTECH		
ELECTRICAL			PHE			ENT		
ELV SYSTEM			PHE					

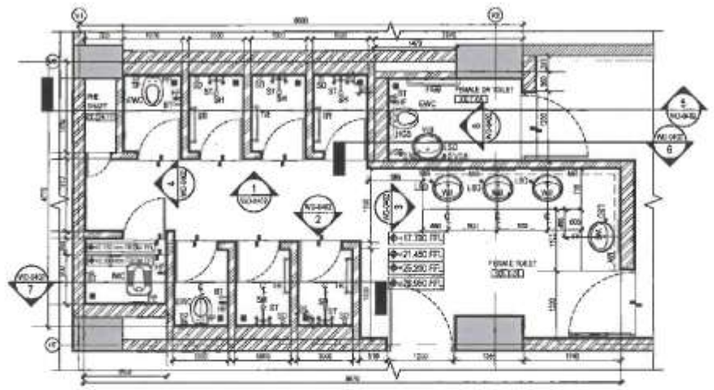
CLIENT :
BMSICL — BIHAR MEDICAL SERVICES AND INFRASTRUCTURE CORPORATION LIMITED

MANAGER (P) :	DGM (D) :
DGM (P) :	GM (P & D) :
GM (P) :	CGM (P) :
DESIGN CONSULTANTS (BMSICL) : SURESH GOEL AND ASSOCIATES, DELHI	SIGNATURE

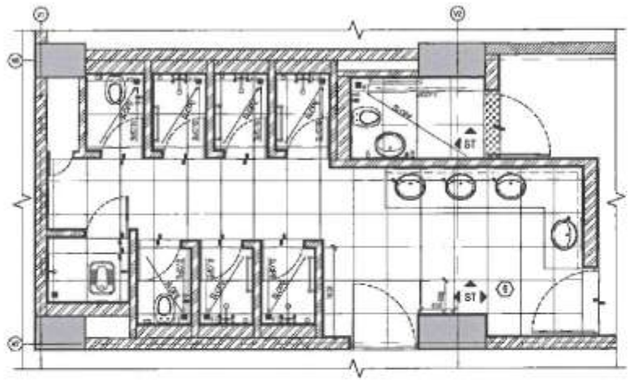
EPC CONTRACTORS:
L&T Construction — Buildings & Factories

PROJECT :
REDEVELOPEMENT OF PATNA MEDICAL COLLEGE AND HOSPITAL (PMCH) AT PATNA, BIHAR

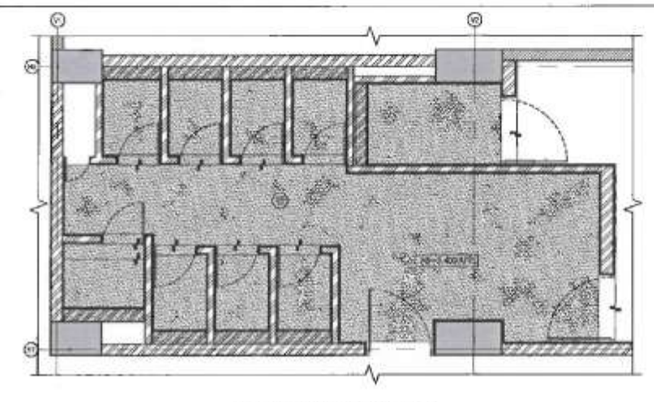
Job No. O21419	BUILDING NAME : CENTRAL UTILITY BLOCK
	DRAWING TITLE : TOILET DETAIL - TYPICAL FLOOR MALE TOILET 1
	DRAWING NUMBER : O21419-A-HP-07-WD-0401
SCALE : 1:50	SHEET SIZE : A1 — REVISION NO : A
RELEASED FOR : ☐ PRELIMINARY ☐ TENDER ☐ INFORMATION ☐ APPROVAL ☒ CONSTRUCTION	



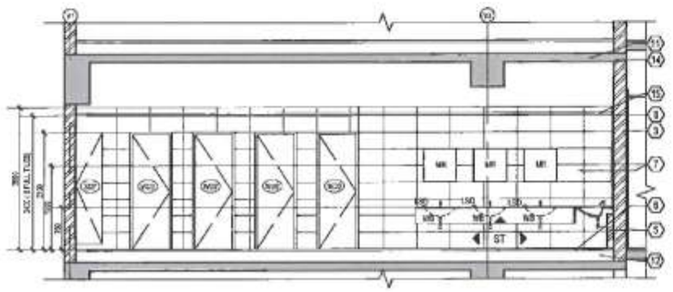
13 TYPICAL FLOOR FEMALE TOILET 1-FIXTURE LAYOUT
1:50



14 TYPICAL FLOOR FEMALE TOILET 1-FLOORING LAYOUT
1:50



15 TYPICAL FLOOR FEMALE TOILET 1- RCP
1:50



1 ELEVATION A
1:50

ABBREVIATIONS

FFL	FINISHED FLOOR LEVEL
FS	FLUSH SENSOR FOR URINAL
FT	FLOOR TRAP
HT	HEALTH FAUCET
HSB	GRAB BAR (HOP ZONTAL)
LVL	LEVEL
LSD	LIQUID SOAP DISPENSER
MR	MIRROR
PP	PUSH PLATE
TP	TISSUE PAPER HOLDER
UR	URINAL
UP	INVISIBLE URINAL PARTITION
VGB	GRAB BAR (VERTICAL)
WB	WASH BASIN
SH	SHOWER HEAD
ST	SHOWER TAP
SD	SOAP DISH
TH	TOWEL ROD
BT	BIB TAP
WC	INDIAN WATER CLOSET
EWC	EUROPEAN WATER CLOSED (WALL MOUNTED)

KEY NOTE

1. 200mm thk AAC BLOCK WALL
2. 115mm thk FLYASH WALL
3. 230mm thk FLYASH WALL
4. 115mm thk FLYASH WALL LEDGE WALL
5. 230mm thk FLYASH WALL LEDGE WALL
6. 10mm thk ANTI SKID CERAMIC TILE FLOORING 600MM X600MM
7. 6mm thk ANTI SKID CERAMIC TILE WALL CLADDING 600MM X300MM
8. 12MM THK INTERNAL PLASTER/WD
9. 15MM THK EXTERNAL PLASTERING
10. 12MM THK CEMENT MORTAR
11. 6MM THK CEILING PLASTERING
12. 230MM BRICKEN
13. 18MM THK GRANITE SLAB URINAL PARTITIONS 600 X 1000MM
14. RCC / BRICK / RCC SLAB AS PER STRUCTURE
15. CALCIUM SILICATE BOARD FALSE CEILING

This drawing is the property of L&T Construction, BMF-EDRC and must not be passed on to any person or body not authorised by us to receive it nor be copied or otherwise made use either in full or in part by such person or body without our prior permission in writing.

NOTES

1. ALL DIMENSIONS ARE IN MILLIMETERS & LEVELS IN METERS.
2. THIS DRAWING TO BE READ AND NOT SCALED.
3. FEMALE ROOM FINISHES REFER ROOM DATA SHEETS IN SHEET NO.
4. ALL DIMENSIONS SHALL BE VERIFIED ON SITE PRIOR TO ESTIMATE AND ANY DISCREPANCY SHALL BE BROUGHT TO THE NOTICE OF THE ARCHITECT BEFORE PROCEEDING WITH THE WORKS. PREFERRED PROCUREMENT SPECIFICATION OF WORKS.
5. THIS DRAWING SHALL BE READ IN CONJUNCTION WITH ALL RELEVANT ARCHITECTURAL, STRUCTURAL AND MEP DRAWINGS.
6. THE LOCATION OF MEP FIXTURES SHALL BE ACCORDING TO THE DRAWINGS AND THEY SHALL BE CHECKED WITH THE RESPECTIVE SHOP AND DRAWINGS AND SITE.
7. THE MAKE AND DETAILS OF MEP FIXTURES SHOWN ARE INDICATIVE ONLY. FOR DETAILS REFER RESPECTIVE DISCIPLINE DRAWINGS.
8. FOR FLOOR PLANS OF BLOCK - REFER DWG NO :
9. FOR ELEVATIONS REFER DWG NO :
10. CONSULT SITC OWNER'S NOMINATED VENDOR FOR JOINERY SCHEDULE DWG NO:

WALL INDEX

- 200MM THK FLYASH WALL
- 200 MM THICK AAC BLOCK WALL
- 115MM THK FLYASH WALL
- RCC WALL / SLAB

CEILING

- CALCIUM SILICATE BOARD FALSE CEILING

FLOORING

- 10mm thk ANTI SKID CERAMIC TILE FLOORING 600MM X600MM
- 20MM THK CEMENT FINISH
- 10mm SLOPE
- 10mm SLOPE WITH TILE DROP

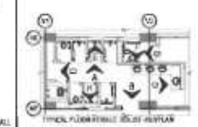
WALL CLADDING

- 10mm thk ANTI SKID CERAMIC TILE WALL CLADDING 600MM X300MM

KEY PLAN - TYPICAL FLOOR



TYPICAL FLOOR FEMALE TOILET-2



TYPICAL FLOOR FEMALE TOILET-1 KEY PLAN

STRUCTURAL PROOF CONSULTANT

L&T Construction - Original

REV NO	DESCRIPTION	DESIGNED	DRAWN	CHECKED	APPROVED
0	ISSUED FOR CONSTRUCTION	VEL 10.07.20	MR 10.07.20	AS 10.07.20	VSH 10.07.20

REVISIONS

CHECKED BY	SIGN	DATE	ENDORSED BY	SIGN	DATE	CHECKED BY	SIGN	DATE
ARCHITECTURE			HVAC			FIRE		
CIVIL & STRUCTURAL			PHE			ELECTRICAL		
ELECTRICAL			FIRE/VC			UHP		
ELV SYSTEM			PMC					

CLIENT :

BMSICL — BIHAR MEDICAL SERVICES AND INFRASTRUCTURE CORPORATION LIMITED

MANAGER (P) :	DGM (C) :
DGM (P) :	GM (P & C) :
GM (P) :	CGM (P) :
DESIGN CONSULTANTS (BMSICL) : SURESH GOEL AND ASSOCIATES, DELHI	SIGNATURE

EPC CONTRACTORS.

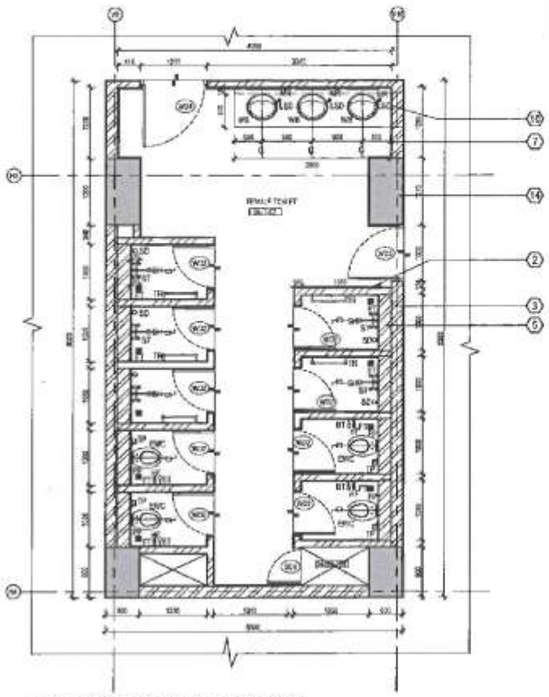
L&T Construction — Buildings & Factories

PROJECT :

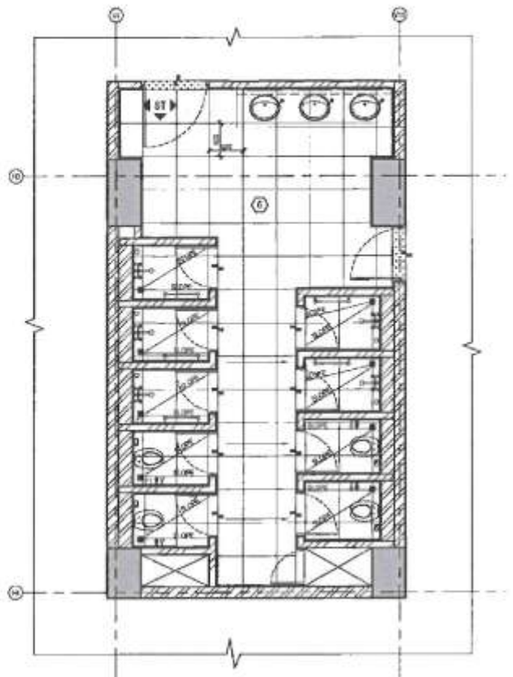
REDEVELOPEMENT OF PATNA MEDICAL COLLEGE AND HOSPITAL (PMCH) AT PATNA, BIHAR

Job No: O21419	BUILDING NAME: CENTRAL UTILITY BLOCK
	DRAWING TITLE: TOILET DETAIL - 1 TYPICAL FLOOR FEMALE TOILET 1
	DRAWING NUMBER: 021419-A-HP-07-WD-0402
SCALE: 1:50	SHEET SIZE: A1 — REVISION NO: 0

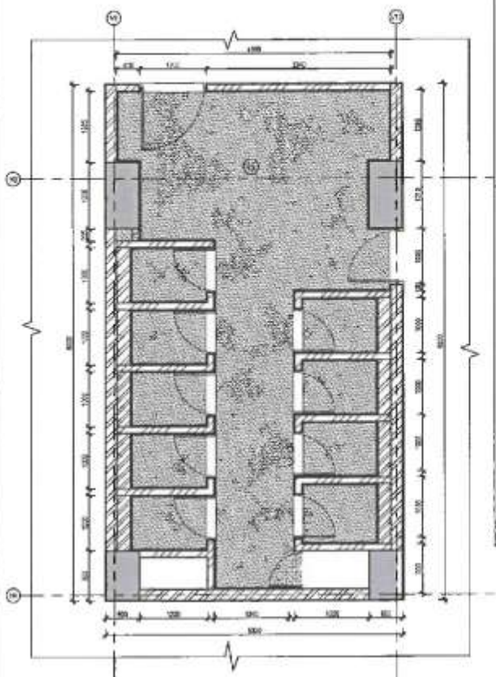
RELEASED FOR: ☐ PRE-BIDDING ☐ TENDER ☐ INFORMATION ☐ APPROVAL ☑ CONSTRUCTION



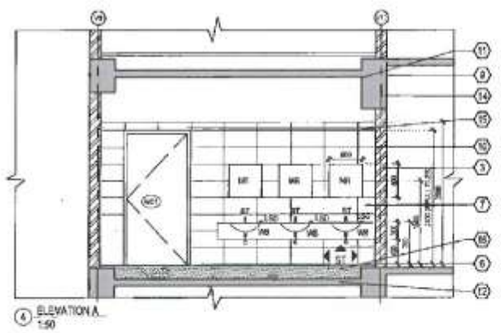
1 FOURTH FLOOR FEMALE TOILET - 1 : FIXTURE LAYOUT
1:50



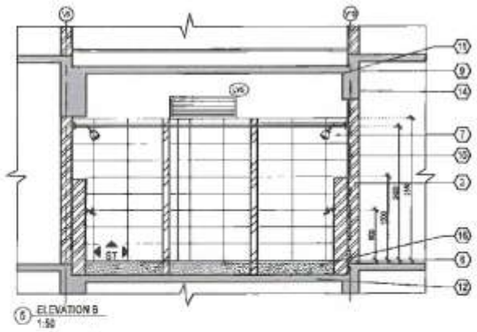
2 FOURTH FLOOR FEMALE TOILET - 1 : FLOORING LAYOUT
1:50



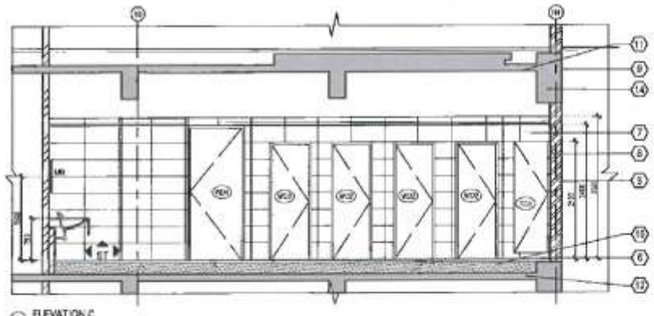
3 FOURTH FLOOR FEMALE TOILET - 1 : RCP LAYOUT
1:50



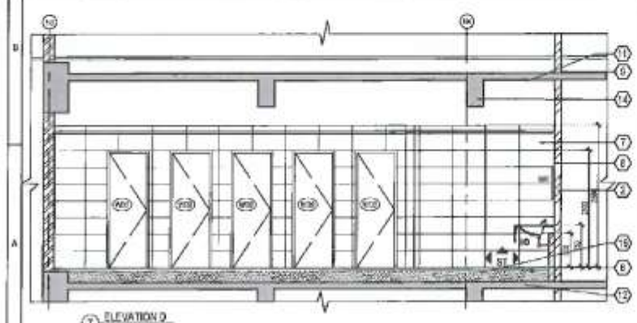
4 ELEVATION A
1:50



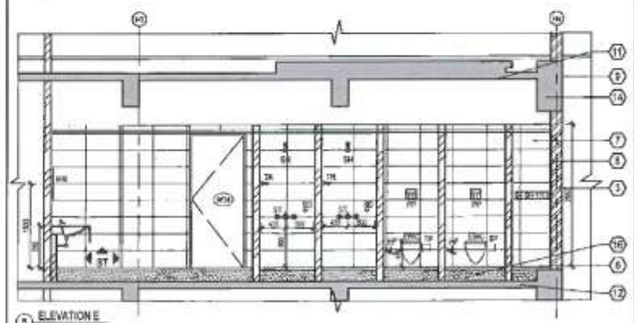
5 ELEVATION B
1:50



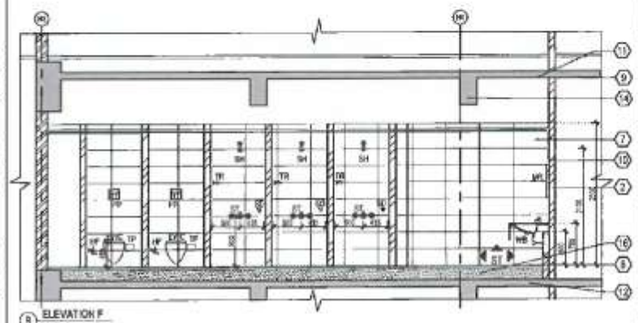
6 ELEVATION C
1:50



7 ELEVATION D
1:50



8 ELEVATION E
1:50



9 ELEVATION F
1:50

ABBREVIATIONS

EWC	EUROPEAN WATER CLOSED (WALL MOUNTED)
FFL	FINISHED FLOOR LEVEL
FS	FLUSH SENSOR FOR URINAL
FT	FLOOR TRAP
HF	HEALTH FAUCET
HGB	GRAB BAR (HORIZONTAL)
LVL	LEVEL
LSD	LIQUID SOAP DISPENSER
MR	MIRROR
PP	PUSH PLATE
TP	TISSUE PAPER HOLDER
UR	URINAL
UP	MODULAR URINAL PARTITION
VGB	GRAB BAR (VERTICAL)
WB	WASH BASIN
SH	SHOWER HOSE
ST	SHOWER TAP
SD	SOAP DISH
TR	TOWEL ROD
BT	BIB TAP
WC	INDIAN WATER CLOSET

KEY NOTE

1. 200mm thk AAC BLOCK WALL
2. 115mm thk FLYASH WALL
3. 230mm thk FLYASH WALL
4. 115mm thk FLYASH WALL-LEDGE WALL
5. 230mm thk FLYASH WALL-LEDGE WALL
6. 600mm thk ANTI SKID CERAMIC TILE FLOORING 600MM X600MM
7. 8mm thk ANTI SKID CERAMIC TILE WALL CLADDING-600MM X300MM
8. 12MM THK INTERNAL PLASTERING
9. 12MM THK EXTERNAL PLASTERING
10. 12MM THK CEMENT MORTAR
11. 6MM THK CEILING PLASTERING
12. 200MM SUNKEN
13. 18MM THK GRANITE SLAB URINAL PARTITION 1200-1500 X 1000MM
14. RCC / PRECAST RCC SLAB AS PER STRUCTURE
15. MR GYPSUM BOARD
16. FILLING

WALL INDEX

- 200MM THK AAC BLOCK WALL
- 230 MM THICK AAC BLOCK WORK
- 115MM THICK FLYASH WALL
- RC WALL / SLAB

CEILINGS

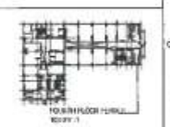
- MR GYPSUM BOARD FALSE CEILING

FLOORING

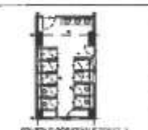
- 600mm thk ANTI SKID CERAMIC TILE FLOORING 600MM X600MM
- GRANITE THRESHOLD
- 10mm TILE DROP
- 10mm SLOPED TILE DROP

WALL CLADDING

- 20MM THICK POLISHED SARAWATA WHITE MARBLE CLADDING 1200 X 600MM AS APPROVED, 3D PATTERN



TO SIXTH FLOOR TOILET
SCALE NTS



FOURTH FLOOR FEMALE TOILET - 1
KEY PLAN

This drawing is the property of L&T Construction, IMEP-EDRC and must not be passed on to any person or body not authorised by us to receive it nor be copied or otherwise made use either in full or in part by such person or body without our prior permission in writing.

NOTES

1. ALL DIMENSIONS ARE IN MILLIMETERS & LEVELS IN METERS.
2. THE DRAWING TO BE READ AND NOT SCALED.
3. FOR ALL ROOM HEIGHTS REFER ROOM DATA FOR CEILING HEIGHTS.
4. ALL DIMENSIONS SHALL BE VERIFIED ON SITE PRIOR TO START OF WORK AND ANY DISCREPANCY SHALL BE BROUGHT TO THE NOTICE OF THE ARCHITECT WITHIN 7 WORKING DAYS OF RECEIVING THE DRAWINGS, PRIOR TO PROCUREMENT/EXECUTION OF WORKS.
5. THIS DRAWING SHALL BE READ IN CONJUNCTION WITH ALL RELEVANT ARCHITECTURAL, STRUCTURAL AND MEP DRAWINGS.
6. THE LOCATION OF MEP FIXTURES SHALL BE ACCORDING TO THE DRAWING AND THE SAME SHALL BE CHECKED WITH THE RESPECTIVE DISCIPLINE DRAWINGS AND SITE.
7. THE SIZES AND DETAILS OF MEP FITTINGS SHOWN ARE INDICATIVE ONLY. FOR DETAILS REFER RESPECTIVE DISCIPLINE DRAWINGS.
8. FOR FLOOR PLANS OF BESEMENT, REFER DRG NO :
9. FOR SLOPING REFER DRG NO :
10. JUNCTION SHOWN IS INDICATIVE WITH BOUNDARY SEARCH SLIP DRG NO :

STRUCTURAL PROOF CONSULTANT :

L&T Construction - Civil

REV NO.	DESCRIPTION	DESIGNED	DRAWN	CHECKED	APPROVED
0	ISSUED FOR CONSTRUCTION	VKL 30.01.25	VPC 31.01.25	AA 31.01.25	VKR 31.01.25

CHECKED BY	SIGN	DATE	CHECKED BY	SIGN	DATE	CHECKED BY	SIGN	DATE
ARCHITECTURE			HVAC			GAS		
CIVIL & STRUCTURE			ETS			ADDITION		
ELECTRICAL			FIRING			JMT		
PLUMBING			FHC					

CLIENT :

BMSICL — BIHAR MEDICAL SERVICES AND INFRASTRUCTURE CORPORATION LIMITED

MANAGER (P) :	DGM (C) :
DGM (P) :	GM (P & C) :
GM (P) :	CGM (P) :

DESIGN CONSULTANTS (BMSICL) : SURESH GOEL AND ASSOCIATES, DELHI

SIGNATURE

EPC CONTRACTORS :

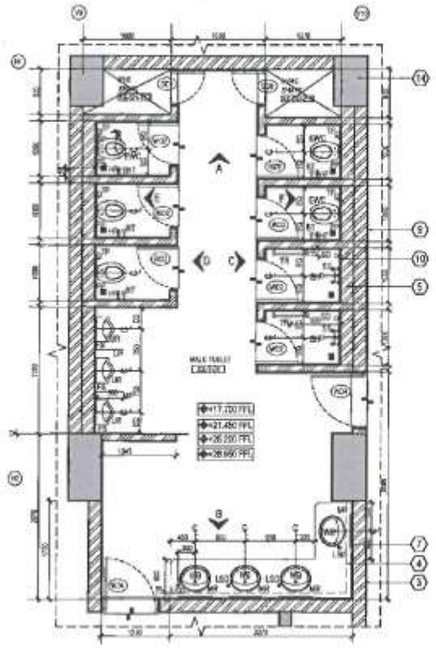
L&T Construction — Buildings & Factories

PROJECT :

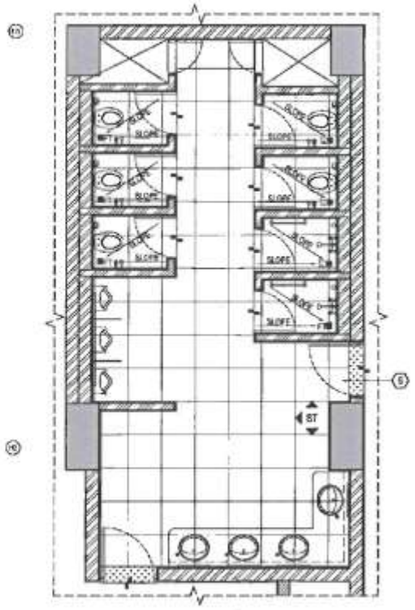
REDEVELOPEMENT OF PATNA MEDICAL COLLEGE AND HOSPITAL (PMCH) AT PATNA, BIHAR

Job No: O21419	BUILDING NAME: CENTRAL UTILITY BLOCK
	DRAWING TITLE: FEMALE TOILET DETAILS
	DRAWING NUMBER: O21419-A-HP-07-WD-0403
SCALE: 1:50	SHEET SIZE: A0 — REVISION NO: 0

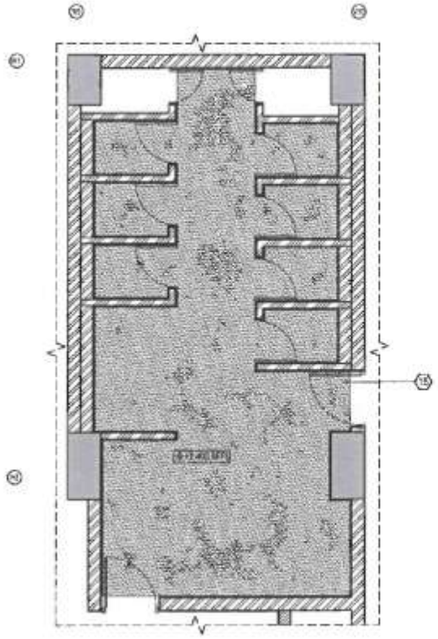
RELEASED FOR: ☐ PRELIMINARY ☐ TENDER ☐ INFORMATION ☐ APPROVAL ☑ CONSTRUCTION



1 TYPICAL FLOOR MALE TOILET 1-FIXTURE LAYOUT
1:50



2 TYPICAL FLOOR MALE TOILET 1-FLOORING LAYOUT
1:50



3 TYPICAL FLOOR MALE TOILET 1-RCP
1:50

ABBREVIATIONS

EWC	EUROPEAN WATER CLOSMOD (WALL MOUNTED)
FFL	FINISHED FLOOR LEVEL
FS	FLUSH SENSOR FOR URINAL
FT	FLOOR TRAP
HT	HEALTH FAUCET
HGB	GRAB BAR (HORIZONTAL)
IVA	INVERT LEVEL
LSD	LIQUID SOAP DISPENSER
MT	MIRROR
PP	PUSH PLATE
TP	TISSUE PAPER HOLDER
UR	URINAL
UP	MODULAR URINAL PARTITION
VGB	GRAB BAR (VERTICAL)
WB	WASH BASIN
SH	SHOWER HEAD
ST	SHOWER TAP
SD	SOAP DISH
TH	TOWEL HOOK
BT	BIB TAP
WC	INDIAN WATER CLOSET

KEY NOTE

1. 230mm thk AAC BLOCK WALL
2. 115mm thk FLYASH WALL
3. 230mm thk FLYASH WALL
4. 115mm thk FLYASH WALL LEDGE WALL
5. 230mm thk FLYASH WALL LEDGE WALL
6. 10mm thk ANTI SKID CERAMIC TILE FLOORING 600MM X600MM
7. 8mm thk ANTI SKID CERAMIC TILE WALL CLADDING 600MM X600MM
8. 12MM THK INTERNAL PLASTERING
9. 6MM THK EXTERNAL PLASTERING
10. 12MM THK CEMENT MORTAR
11. 10MM THK CEILING PLASTERING
12. 200MM SUNKEN
13. 18MM THK GRANITE SLAB URINAL PARTITIONS-950 X 1000MM
14. COL / BEAM RCC SLAB AS PER STRUCTURE
15. CALCIUM SILICATE BOARD FALSE CEILING

This drawing is the property of L&T Construction. Neither it nor its contents are to be passed on to any person or body not authorised by us to receive it nor to be copied or otherwise made use either in full or in part by such person or body without our prior permission in writing.

NOTES

1. ALL DIMENSIONS ARE IN MILLIMETERS & LEVELS IN METERS.
2. THIS DRAWING TO BE READ AND NOT SCALED.
3. FOR ALL FLOOR FINISHES REFER MAJOR SMALL BUILDINGS AND MATRIX.
4. ALL EXISTING DIMS SHALL BE VERIFIED AT SITE PRIOR TO START OF WORK AND ANY DISCREPANCY SHALL BE BROUGHT TO THE NOTICE OF THE ARCHITECT WITHIN 7 WORKING DAYS OF RECEIVING THE DRAWINGS, PRIOR TO PROCEEDING FOR EXECUTION OF WORKS.
5. THIS DRAWING SHALL BE READ IN CONJUNCTION WITH ALL RELEVANT ARCHITECTURAL, STRUCTURAL AND MEP DRAWINGS.
6. THE LOCATION OF MEP FIXTURES SHALL BE ACCORDING TO THE DRAWINGS AND ARE SUBJECT TO BE CHECKED WITH THE RESPECTIVE MEP LINE DIAGRAMS AND SITE.
7. ALL PIPES AND DETAILS OF MEP FIXTURES IS GIVEN ARE INDICATIVE ONLY. FOR DETAILS REFER RESPECTIVE DISCIPLINE DRAWINGS.
8. FOR FLOOR PLANS OF 1A 100H LVL REFER DWG NO.:
9. FOR ELEVATIONS REFER DWG NO.:
10. JOINERY SHOWN IS INDICATIVE REFER JOINERY SCHEDULE DWG NO.:

WALL INDEX

- 230MM THK FLYASH WALL
- 230 MM THICK AAC BLOCKWORK
- 115MM THK FLYASH WALL
- RCC WALL / SLAB

CEILING

- GYPSUM BULGATE BOARD FALSE CEILING

FLOORING

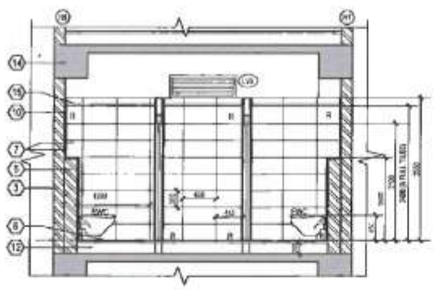
- 10mm thk ANTI SKID CERAMIC TILE FLOORING 600MM X600MM
- GRANITE THRESHOLD
- 10mm TILE DROP
- 115mm SLOPED SLAB DROP

WALL CLADDING

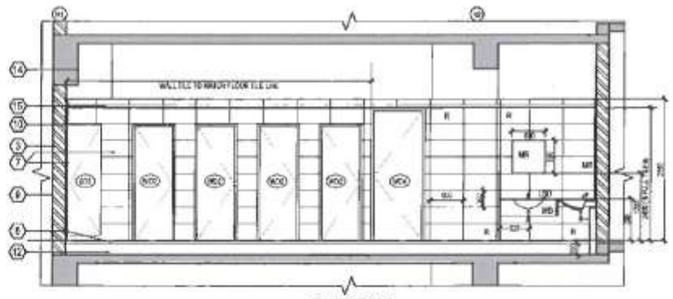
- 8mm thk ANTI SKID CERAMIC TILE WALL CLADDING 600MM X600MM

KEYPLAN - TYPICAL FLOOR

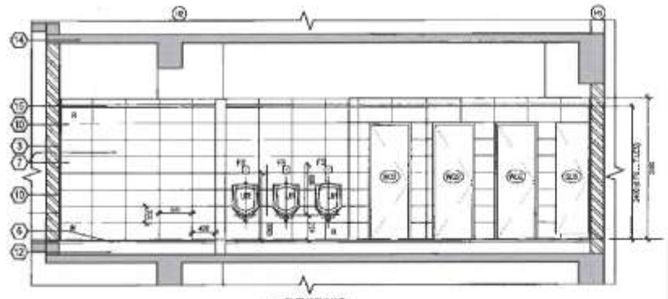




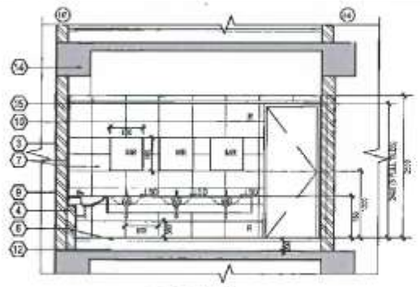
4 ELEVATION A
1:50



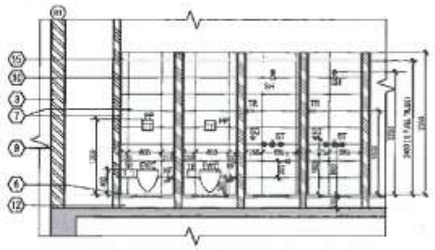
6 ELEVATION C
1:50



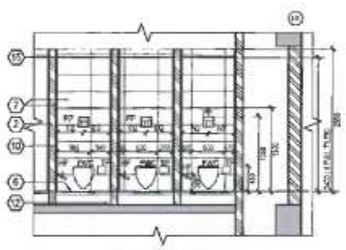
7 ELEVATION D
1:50



5 ELEVATION B
1:50



8 ELEVATION F
1:50



9 ELEVATION E
1:50

STRUCTURAL PROOF CONSULTANT :

REV	ISSUED FOR CONSTRUCTION	VB	22.01.2026	MB	21.01.2026	AA	19.01.2026	ITD	16.01.2026
REVISIONS	DESCRIPTION	DESIGNED		DRAWN		CHECKED		APPROVED	

CHECKED BY	SIGN	DATE	CHECKED BY	SIGN	DATE	CHECKED BY	SIGN	DATE
ARCHITECTURE			HMZ			DB		
CIVIL ENGINEERING			PB			DESTECH		
ELECTRICAL			PVNG			VKR		
REVIEWED			PIE					

CLIENT :

BMSICL — BIHAR MEDICAL SERVICES AND INFRASTRUCTURE CORPORATION LIMITED

MANAGER (P) :	DGM (D) :
DGM (P) :	GM (P & D) :
GM (P) :	CGM (P) :
DESIGN CONSULTANTS (BMSICL) : SURESH GOEL AND ASSOCIATES, DELHI	SIGNATURE

EPC CONTRACTORS:

L&T Construction
Buildings & Factories

PROJECT :
REDEVELOPEMENT OF PATNA MEDICAL COLLEGE AND HOSPITAL (PMCH) AT PATNA, BIHAR

Job No O21419	BUILDING NAME : CENTRAL UTILITY BLOCK
	DRAWING TITLE : TOILET DETAILS
	DRAWING NUMBER : O21419-A-HP-07-WD-0404
SCALE : 1:50	SHEET SIZE : A1 — REVISION NO : A
RE-ISSUED FOR : ☐ PEC. APPROV	☐ TENDER ☐ INFORMATION ☐ APPROVAL ☒ CONSTRUCTION

LARSEN & TOUBRO LIMITED — L&T Construction - Chennai

Floor	ROOM NAME	Room No.	Door Tag	DOOR SIZE (in MM) WIDTH	HEIGHT	SILL	Qty (nos)	V/P/ D.I	LOUVER	FINISH	SHUTTER THICKNESS	SINGLE/ DOUBLE LEAF	Hardware Set	DESCRIPTION
	COMMON AREAS													
XX	STRETCHER LIFT LOBBY	XX-L-01	FD4	2000	2400		11			PC	-	DL	HS-1	Hollow metal framed steel fire rated flush door
XX	LIFT LOBBY-2	XX-L-02	FD2	1800	2400		11			PC	-	DL	HS-1	Hollow metal framed steel fire rated flush door
XX	PUBLIC LIFT LOBBY	XX-L-03	FD2	1800	2400		10			PC	-	DL	HS-1	Hollow metal framed steel fire rated flush door
XX	LIFT LOBBY-3	XX-L-04	FD2	1800	2400		11			PC	-	DL	HS-1	Hollow metal framed steel fire rated flush door
XX	STAIRCASE-01	XX-ST-01	FD3	3000	2400		14			PC	-	DL	HS-1	Hollow metal framed steel fire rated flush door
XX	STAIRCASE-02	XX-ST-02	FD2	1800	2400		14			PC	-	DL	HS-1	Hollow metal framed steel fire rated flush door
XX	STAIRCASE-03	XX-ST-03	SD3	1500	2400		14			P	40	DL	HS-3	Pressed steel framed steel casement door
XX	ELC ROOM	XX-S-01	FD3	2250	2400		13			PC	-	SL	HS-1	Hollow metal framed steel fire rated flush door
XX	AHU	XX-S-05	FD1	3500	2400		1			PC	-	DL	HS-1	Hollow metal framed steel fire rated flush door
XX	AHU	XX-S-04	FD3	2500	2400		1			PC	-	DL	HS-1	Hollow metal framed steel fire rated flush door
XX	ELV ROOM	XX-S-02	FD3	2250	2400		1			PC	-	SL	HS-1	Hollow metal framed steel fire rated flush door
	SHAFT													
XX	FHC	00-XX-501 00-XX-502	FHC	750	2000		22			PC	-	SL	HS-1	Hollow metal framed steel fire rated flush door
XX	PHE	00-XX-101 01-XX-103 01-XX-105 01-XX-106 01-XX-112 01-XX-113	SD8	800	2000		42			PC	40	SL	HS-3	Pressed steel framed steel casement door
XX	PHE	00-XX-608 01-XX-118 00-XX-621	SD7	450	2000		24			PC	40	SL	HS-3	Pressed steel framed steel casement door
XX	HVAC	00-XX-213 00-XX-216 00-XX-217 00-XX-218 00-XX-219 00-XX-220 00-XX-223	SD8	800	2000		56			PC	40	SL	HS-3	Pressed steel framed steel casement door
XX	PNEUMATIC CHUTE LINEN/ LAUNDRY BIN	00-XX-702	SD8	800	2000		8			PC	40	SL	HS-3	Pressed steel framed steel casement door
	BASEMENT FLOOR													
B	SECURITY ROOM	B-R-01	SD1	1000	2400		1			P	40	SL	HS-3	Pressed steel framed steel casement door
B	KITCHEN STORE	B-R-02	SD3	1800	2400		1			P	40	DL	HS-3	Pressed steel framed steel casement door
B	BLOWER ROOM	B-R-03	FD1	1500	2400		1			PC	-	DL	HS-1	Hollow metal framed steel fire rated flush door
B	DRIVEWAY						-							
	GROUND FLOOR													
00	LINEN SORTING	00-R-01	SD1	1000	2400		1			P	40	SL	HS-3	Pressed steel framed steel casement door
00	BARRIER WASHERS	00-R-02												
00	DETERGENT ROOM	00-R-03	SD5	1200	2400		1			P	40	SL	HS-3	Pressed steel framed steel casement door
01	LINEN RECEIVING ROOM	00-R-04	SD5	1200	2400		1			P	40	SL	HS-3	Pressed steel framed steel casement door
00	STORE	00-R-05	SD5	1200	2400		1			P	40	SL	HS-3	Pressed steel framed steel casement door
00	DRYING TUMBLER	00-R-06												
00	WATER BOILER ROOM	00-R-07	FD2	1800	2400		1			PC	-	DL	HS-1	Hollow metal framed steel fire rated flush door
00	STAFF LOCKER (PROVISION)	00-R-08	SD5	1200	2400		1			P	40	SL	HS-3	Pressed steel framed steel casement door
00	FRESH LINEN STORE	00-R-09	FD3	2250	2400		1			PC	-	SL	HS-1	Hollow metal framed steel fire rated flush door
00	FLAT IRON WORKER	00-R-10												
00	CORRIDOR	00-R-11	FD2	1800	2400		1			PC	-	DL	HS-1	Hollow metal framed steel fire rated flush door
00	CHEMICAL ROOM	00-R-12	SD1	1000	2400		2			P	40	SL	HS-3	Pressed steel framed steel casement door
00	FEMALE TOILET	00-T-01	WD5	1200	2400		1				30	SL	HS-8	Aluminium framed wooden flush door
00			WD7	750	2100		7				30	SL	HS-8	Aluminium framed wooden flush door
00	MALE TOILET	00 T-02	WD1	1350	2400		1				30	SL	HS-8	Aluminium framed wooden flush door
			WD2	750	2100		1				30	SL	HS-8	Aluminium framed wooden flush door
	SHAFT DOORS													
00	PHE	00-SH-104 00-SH-108 00-SH-110 00-SH-113	SD8	800	2000		4			P	40	SL	HS-3	Pressed steel framed steel casement door
00	PHE AWN WATER DOWNTAKE	00-SH-102	SD7	600	2000		1			P	40	SL	HS-3	Pressed steel framed steel casement door
00	PHE	00-SH-107	SD7	600	2000		1			P	40	SL	HS-3	Pressed steel framed steel casement door
00	HVAC CHSV	00-SH-208	SD8	800	2000		1			P	40	SL	HS-3	Pressed steel framed steel casement door
00	UPS	00-SH-001	SD8	800	2000		1			P	40	SL	HS-3	Pressed steel framed steel casement door
	FIRST FLOOR													
01	TRAY & TROLLEY SETUP AREA	01-R-01									-			
01	CORD PREP	01-R-02	SD1	1000	2400					P	40	SL	HS-3	Pressed steel framed steel casement door
01	CHAPATTI MAKING AREA	01-R-03	SD2	1500	2400		1			P	40	DL	HS-3	Pressed steel framed steel casement door
01	BAKERY KITER	01-R-04									-			
01	BAKERY PREPPR	01-R-05									-			
01	BAKERY	01-R-06	SD2	1500	2400		1			P	40	DL	HS-3	Pressed steel framed steel casement door
01	PAN WASH	01-R-07									-			
01	OVEN ROOM	01-R-08	SD1	1000	2400		1			P	40	SL	HS-3	Pressed steel framed steel casement door
01	POT WASH AREA	01-R-09									-			
01	SOILED POT HOLDING AREA	01-R-10									-			
01	CLEAN POT STORAGE AREA	01-R-11	SD1	1000	2400		1			P	40	SL	HS-3	Pressed steel framed steel casement door
01	DRY DRY STORE	01-R-12	SD1	1000	2400		1			P	40	SL	HS-3	Pressed steel framed steel casement door
01	KITCHEN	01-R-13									-			
01	UNT SIGNS	01-R-14	SD2	1500	2400					P	40	DL	HS-3	Pressed steel framed steel casement door
01	NON VEG FOOD KITCHEN	01-R-15									-			
01	VEG FOOD KITCHEN	01-R-16									-			
01	DIET KITCHEN	01-R-17	SD2				1			P	40	DL	HS-3	Pressed steel framed steel casement door
01	CHIEF OFFICE	01-R-18	WD5								30	SL	HS-8	Aluminium framed wooden flush door
01	DIETITIANS OFFICE	01-R-19	WD5								30	SL	HS-8	Aluminium framed wooden flush door
01	POTATO ONION STORE	01-R-20	SD1	1000	2400		1			P	40	SL	HS-3	Pressed steel framed steel casement door
01	MALE LOCKER	01-R-21	WD5	900	2100		1				30	SL	HS-8	Aluminium framed wooden flush door
01	FEMALE LOCKER	01-R-22	WD2	900	2100		1				30	SL	HS-8	Aluminium framed wooden flush door
01	WELLWASH AREA	01-R-23	SD2	1500	2400		1			P	40	DL	HS-3	Pressed steel framed steel casement door
01	VEG. PREP. AREA	01-R-24	SD2	1500	2400		1			P	40	DL	HS-3	Pressed steel framed steel casement door
01	MASALA GRINDING AREA	01-R-25	SD1	1000	2400		1			P	40	SL	HS-3	Pressed steel framed steel casement door
01	MEAT FREEZER	01-R-26	FD	1000			1				-		***	***As per vendor inputs
01	MEATING REFRIGERATOR	01-R-27	FD	1000			1				-		***	***As per vendor inputs
01	GARNISH REFRIGERATOR	01-R-28	FD	1000			1				-		***	***As per vendor inputs
01	VEG. REFRIGERATOR	01-R-29	FD	1000			1				-		***	***As per vendor inputs
01	NON VEG PREPARATION AREA	01-R-30	SD2	1500	2400		1			P	40	DL	HS-3	Pressed steel framed steel casement door
01	DISH WASHING AREA	01-R-31	SD2	1100	2400		2			P	40	DL	HS-3	Pressed steel framed steel casement door
01	TROLLEY WASHING AREA	01-R-32									-			
01	CORRIDOR	01-R-33									-			
01	CORRIDOR 2	01-R-34	FD2	1800	2400					PC		DL	HS-1	Hollow metal framed steel fire rated flush door
01	MALE TOILET	01-T-01	WD8	900	2100		1				30	SL	HS-8	Aluminium framed wooden flush door
			WD3	750	2100		5				30	SL	HS-8	Aluminium framed wooden flush door
01	FEMALE TOILET	01 T-02	WD8	900	2100		1				30	SL	HS-8	Aluminium framed wooden flush door
			WD2	750	2100		1				30	SL	HS-8	Aluminium framed wooden flush door

Floor	ROOM NAME	Room No.	Door Tag	DOOR SIZE (in MM) WIDTH	HEIGHT	SILL	Qty (nos)	V/P/ D.I	LOUVER	FINISH	SHUTTER THICKNESS	SINGLE/ DOUBLE LEAF	Hardware Set	DESCRIPTION
	SHAFT DOORS													
03	PHE	01-SH-104 01-SH-107 01-SH-109 01-SH-110 03-SH-113	SD8	800	2000		5			P	40	SL	HS-3	Pressed steel framed steel casement door
03	LPG	01-SH-015	SD8	800	2000		1			P	40	SL	HS-3	Pressed steel framed steel casement door
03	HVAC	01-SH-205 01-SH-206 01-SH-218	SD8	800	2000		3			P	40	SL	HS-3	Pressed steel framed steel casement door
	SECOND FLOOR													
02	RBG STRATIFICATION ROOM	02-R-01	WD6	1000	2400		1				30	SL	HS-8	Aluminium framed wooden flush door
02	RECEIVED ROOM	02-R-02	WD5	1000	2400		2				30	SL	HS-8	Aluminium framed wooden flush door
02	COUNSELLING ROOM	02-R-03	WD5	1000	2400		2				30	SL	HS-8	Aluminium framed wooden flush door
02	MEDICAL EXAMINATION ROOM	02-R-04	WD6	1000	2400		3				30	SL	HS-8	Aluminium framed wooden flush door
02	WAITING	02-R-05									-			
02	HOD ROOM	02-R-06	WD5	1000	2400		1				30	SL	HS-8	Aluminium framed wooden flush door
02	APHERESIS ROOM	02-R-07	WD5	1000	2400		1				30	SL	HS-8	Aluminium framed wooden flush door
02	RECORD STORAGE	02-R-08	WD9	900	2400		1				30	SL	HS-8	Aluminium framed wooden flush door
02	DEEP FREEZER ROOM	02-R-09	WD6	900	2400		1				30	SL	HS-8	Aluminium framed wooden flush door
02	MEDICAL EXAMINATION ROOM	02-R-10	WD5	1000	2400		1				30	SL	HS-8	Aluminium framed wooden flush door
02	DONOR ROOM	02-R-11	WD5	1000	2400		1				30	SL	HS-8	Aluminium framed wooden flush door
02	STORE	02-R-12	SD1	1000	2400		1			P	40	SL	HS-3	Pressed steel framed steel casement door
02	STORE ROOM 1	02-R-13	WD5	1000	2400		1				30	SL	HS-8	Aluminium framed wooden flush door
02	STORE ROOM 2	02-R-14	WD6	1000	2400		1				30	SL	HS-8	Aluminium framed wooden flush door
02	BLOOD COLLECTION ROOM	02-R-15	WD7	1800	2400		1				30	DL	HS-8	Aluminium framed wooden flush door
02	SEROLOGY & BLOOD SUPPLY COUNT ROOM	02-R-16	WD7	1800	2400		1				30	DL	HS-8	Aluminium framed wooden flush door
02			WD5	1000	2400		1				30	SL	HS-8	Aluminium framed wooden flush door
02	DONOR REFRESHMENT AREA	02-R-17									-			
02	IT ROOM	02-R-18	SD1	1000	2400		1			P	40	SL	HS-3	Pressed steel framed steel casement door
02	STORAGE AND RECORD ROOM	02-R-19	WD5	1000	2400		1				30	SL	HS-8	Aluminium framed wooden flush door
02	QUALITY CONTROL ROOM	02-R-20	WD5	1000	2400		1				30	SL	HS-8	Aluminium framed wooden flush door
02	COMPONENT STORAGE ROOM	02-R-21	WD5	1000	2400		1				30	SL	HS-8	Aluminium framed wooden flush door
02	COMPONENT PREPARATION ROOM	02-R-22	WD5	1000	2400		1				30	SL	HS-8	Aluminium framed wooden flush door
02	WAT LAB	02-R-23	WD5	1000	2400		1				30	SL	HS-8	Aluminium framed wooden flush door
02	MEETING ROOM	02-R-24	WD6	1000	2400		1				30	SL	HS-8	Aluminium framed wooden flush door
02	TTI LAB	02-R-25	SD8	800	2000		1			P	40	SL	HS-3	Pressed steel framed steel casement door
02	STERILIZATION ROOM	02-R-26	WD5	1000	2400		1				30	SL	HS-8	Aluminium framed wooden flush door
02	OFFICE ELM RECORD ROOM	02-R-27	WD5	1000	2400		1				30	SL	HS-8	Aluminium framed wooden flush door
02	CENTRAL RECEPTION & WAITING	02-R-28									-			
02	CORRIDOR	02-R-29	FD2	1800	2400		1			PC	-	DL	HS-1	Hollow metal framed steel fire rated flush door
02	CORRIDOR 2	02-R-30									-			
02	MALE TOILET	02-T-01	WD6	1000	2100		1				30	SL	HS-8	Aluminium framed wooden flush door
02			WD2	750	2100		2				30	SL	HS-8	Aluminium framed wooden flush door
02	DR TOILET	02-T-02	WD6	1000	2100		1				30	SL	HS-8	Aluminium framed wooden flush door
02	FEMALE TOILET	02-T-03	WD6	1000	2100		1				30	SL	HS-8	Aluminium framed wooden flush door
02			WD2	750	2100		3				30	SL	HS-8	Aluminium framed wooden flush door
	SHAFT DOORS													
02	PHE	03-SH-002 03-SH-104	SD7	450	2000		2			P	40	SL	HS-3	Pressed steel framed steel casement door
02	HVAC	03-SH-206 03-SH-210 03-SH-223	SD8	800	2000		3			P	40	SL	HS-3	Pressed steel framed steel casement door
03	FPS	03-SH-003	FHC	750	2000		1			PC	-	SL	HS-1	Hollow metal framed steel fire rated flush door
03	HVAC	03-SH-225	SD7	450	2000		1			P	40	SL	HS-3	Pressed steel framed steel casement door

Floor	ROOM NAME	Room No.	Door Tag	DOOR SIZE (in MM) WIDTH	HEIGHT	SILL	Qty (nos)	V/P/ D.I	LOUVER	FINISH	SHUTTER THICKNESS	SINGLE/ DOUBLE LEAF	Hardware Set	DESCRIPTION
	SHAFT DOORS													
03	PHE	01-SH-104 01-SH-107 01-SH-109 01-SH-110 03-SH-113	SD8	800	2000		5			P	40	SL	HS-3	Pressed steel framed steel casement door
03	LPG	01-SH-015	SD8	800	2000		1			P	40	SL	HS-3	Pressed steel framed steel casement door
03	HVAC	01-SH-205 01-SH-206 01-SH-218	SD8	800	2000		3			P	40	SL	HS-3	Pressed steel framed steel casement door
	SECOND FLOOR													
02	RBG STRATIFICATION ROOM	02-R-01	WD6	1000	2400		1				30	SL	HS-8	Aluminium framed wooden flush door
02	RECEIVED ROOM	02-R-02	WD5	1000	2400		2				30	SL	HS-8	Aluminium framed wooden flush door
02	COUNSELLING ROOM	02-R-03	WD5	1000	2400		2				30	SL	HS-8	Aluminium framed wooden flush door
02	MEDICAL EXAMINATION ROOM	02-R-04	WD6	1000	2400		3				30	SL	HS-8	Aluminium framed wooden flush door
02	WAITING	02-R-05									-			
02	HOD ROOM	02-R-06	WD5	1000	2400		1				30	SL	HS-8	Aluminium framed wooden flush door
02	APHERESIS ROOM	02-R-07	WD5	1000	2400		1				30	SL	HS-8	Aluminium framed wooden flush door
02	RECORD STORAGE	02-R-08	WD9	900	2400		1				30	SL	HS-8	Aluminium framed wooden flush door
02	DEEP FREEZER ROOM	02-R-09	WD6	900	2400		1				30	SL	HS-8	Aluminium framed wooden flush door
02	MEDICAL EXAMINATION ROOM	02-R-10	WD5	1000	2400		1				30	SL	HS-8	Aluminium framed wooden flush door
02	DONOR ROOM	02-R-11	WD5	1000	2400		1				30	SL	HS-8	Aluminium framed wooden flush door
02	STORE	02-R-12	SD1	1000	2400		1			P	40	SL	HS-3	Pressed steel framed steel casement door
02	STORE ROOM 1	02-R-13	WD5	1000	2400		1				30	SL	HS-8	Aluminium framed wooden flush door
02	STORE ROOM 2	02-R-14	WD6	1000	2400		1				30	SL	HS-8	Aluminium framed wooden flush door
02	BLOOD COLLECTION ROOM	02-R-15	WD7	1800	2400		1				30	DL	HS-8	Aluminium framed wooden flush door
02	SEROLOGY & BLOOD SUPPLY COUNT ROOM	02-R-16	WD7	1800	2400		1				30	DL	HS-8	Aluminium framed wooden flush door
02			WD5	1000	2400		1				30	SL	HS-8	Aluminium framed wooden flush door
02	DONOR REFRESHMENT AREA	02-R-17									-			
02	IT ROOM	02-R-18	SD1	1000	2400		1			P	40	SL	HS-3	Pressed steel framed steel casement door
02	STORAGE AND RECORD ROOM	02-R-19	WD5	1000	2400		1				30	SL	HS-8	Aluminium framed wooden flush door
02	QUALITY CONTROL ROOM	02-R-20	WD5	1000	2400		1				30	SL	HS-8	Aluminium framed wooden flush door
02	COMPONENT STORAGE ROOM	02-R-21	WD5	1000	2400		1				30	SL	HS-8	Aluminium framed wooden flush door
02	COMPONENT PREPARATION ROOM	02-R-22	WD5	1000	2400		1				30	SL	HS-8	Aluminium framed wooden flush door
02	WAT LAB	02-R-23	WD5	1000	2400		1				30	SL	HS-8	Aluminium framed wooden flush door
02	MEETING ROOM	02-R-24	WD6	1000	2400		1				30	SL	HS-8	Aluminium framed wooden flush door
02	TTI LAB	02-R-25	SD8	800	2000		1			P	40	SL	HS-3	Pressed steel framed steel casement door
02	STERILIZATION ROOM	02-R-26	WD5	1000	2400		1				30	SL	HS-8	Aluminium framed wooden flush door
02	OFFICE ELM RECORD ROOM	02-R-27	WD5	1000	2400		1				30	SL	HS-8	Aluminium framed wooden flush door
02	CENTRAL RECEPTION & WAITING	02-R-28									-			
02	CORRIDOR	02-R-29	FD2	1800	2400		1			PC	-	DL	HS-1	Hollow metal framed steel fire rated flush door
02	CORRIDOR 2	02-R-30									-			
02	MALE TOILET	02-T-01	WD6	1000	2100		1				30	SL	HS-8	Aluminium framed wooden flush door
02			WD2	750	2100		2				30	SL	HS-8	Aluminium framed wooden flush door
02	DR TOILET	02-T-02	WD6	1000	2100		1				30	SL	HS-8	Aluminium framed wooden flush door
02	FEMALE TOILET	02-T-03	WD6	1000	2100		1				30	SL	HS-8	Aluminium framed wooden flush door
02			WD2	750	2100		3				30	SL	HS-8	Aluminium framed wooden flush door
	SHAFT DOORS													
02	PHE	03-SH-002 03-SH-104	SD7	450	2000		2			P	40	SL	HS-3	Pressed steel framed steel casement door
02	HVAC	03-SH-206 03-SH-210 03-SH-223	SD8	800	2000		3			P	40	SL	HS-3	Pressed steel framed steel casement door
03	FPS	03-SH-003	FHC	750	2000		1			PC	-	SL	HS-1	Hollow metal framed steel fire rated flush door
03	HVAC	03-SH-225	SD7	450	2000		1			P	40	SL	HS-3	Pressed steel framed steel casement door

This drawing is the property of L&T Construction, BMF-EDRC and must not be passed on to any person or body not authorised by us to receive it nor be copied or otherwise made use either in full or in part by such person or body without our prior permission in writing.

L&T LARSEN & TOUBRO LIMITED
L&T Construction - Chennai

FLOOR LEVEL — ROOM SHAPE IND. — ROOM TYPE

ROOM TYPE	DESCRIPTION
F	LIFT LOBBY
S	SERVICE ROOMS (ELE.&MU, DLV, BLOWER ROOM etc.)
T	TOILET
R	OTHER ROOMS (OFFICE, SECURITY, NIGHT SHELTER, KITCHEN, LABS etc.)
ST	STAIRCASE

STRUCTURAL PROOF CONSULTANT :

C	ISSUED FOR CONSTRUCTION	VK	04-01-22	KM	04-01-22	AK	05-01-22	VSM	06-01-22
B	ISSUED FOR CONSTRUCTION	VK	10-07-21	KM	30-11-21	AK	23-12-21	VSM	29-12-21
REV NO.	DESCRIPTION	DESIGNED		DRAWN		CHECKED		APPROVED	

REVISIONS

CHECKED BY	SIGN	DATE	CHECKED BY	SIGN	DATE	CHECKED BY	SIGN	DATE
ARCHITECTURE			HVAC			MEP		
CIVIL & STRUCTURAL			FIRE			SECTION		
ELECTRICAL			PLUMB			LNG		
I&C SYSTEM			PHE					

CLIENT :

BMSICL — BIHAR MEDICAL SERVICES AND INFRASTRUCTURE CORPORATION LIMITED

MANAGER (P) :	DGM (D) :
DGM (P) :	GM (P & ID) :
GM (P) :	CGM (P) :
DESIGN CONSULTANTS (BMSICL) : SURESH GOEL AND ASSOCIATES, DELHI	SIGNATURE

EPC CONTRACTORS:

L&T Construction
Buildings & Factories

PROJECT :
REDEVELOPEMENT OF PATNA MEDICAL COLLEGE AND HOSPITAL (PMCH) AT PATNA, BIHAR

Job No: O21419	BUILDING NAME: CENTRAL UTILITY BLOCK
	DRAWING TITLE: JOINERY SCHEDULE
	DRAWING NUMBER: 021419-A-HP-07-WD-0604
SCALE: NA	SHEET SIZE: A1 — REVISION NO: 0
ISSUED FOR: ☐ PRELIMINARY	☐ TENDER ☐ INFORMATION ☐ APPROVAL ☒ CONSTRUCTION

Floor	ROOM NAME	Room No.	Door No.	DOOR SIZE (in MM) WIDTH	HEIGHT	SILL	Qty (nos)	V.P/ Bl.	LOUVER	FINISH	SHUTTER THICKNESS	SINGLE/ DOUBLE LEAF	Hardware Set	DESCRIPTION
	FOURTH FLOOR													
04	FAMILY HALL	04-R-01	GD01	1800	2400		2			PC	28	DL	HS-6	Partly glazed partly panelled aluminium door
04	FAMILY HALL	04-R-02	GD01	1800	2400		2			PC	28	DL	HS-6	Partly glazed partly panelled aluminium door
04	4 BEDDED ROOM	04-R-04	GD01	1800	2400		3			PC	28	DL	HS-6	Partly glazed partly panelled aluminium door
04	STORE	04-R-04	WD4	1000	2400		1				35	SL	HS-8	Aluminium framed wooden flush door
04	CONVENER HALL	04-R-05	GD01	1800	2400		2			PC	28	DL	HS-6	Partly glazed partly panelled aluminium door
04	OFFICE	04-R-06	SD1	1200	2400		1			P	40	SL	HS-3	Pressed steel framed steel casement door
04	CORRIDOR	04-R-07												
04	CORRIDOR 2	04-R-08	FD1	1500	2400		1			PC	-	DL	HS-1	Hollow metal framed steel fire rated flush door
04	MALE TOILET	04-T-01	WD4	1000	2400		1				35	SL	HS-8	Aluminium framed wooden flush door
04			WD2	750	2100		7				35	SL	HS-8	Aluminium framed wooden flush door
04			WD5	1000	2400		6				35	SL	HS-8	Aluminium framed wooden flush door
04	FEMALE TOILET	04-T-02	WD4	1000	2400		1				35	SL	HS-8	Aluminium framed wooden flush door
04			WD2	750	2100		6				35	SL	HS-8	Aluminium framed wooden flush door
04			WD5	1000	2400		5				35	SL	HS-8	Aluminium framed wooden flush door
04	DA TOILET	04-T-03	WD4	1000	2400		1				35	SL	HS-8	Aluminium framed wooden flush door
04	MALE TOILET	04-T-04	WD4	1000	2400		1				35	SL	HS-8	Aluminium framed wooden flush door
04			WD2	750	2100		9				35	SL	HS-8	Aluminium framed wooden flush door
04			WD5	1000	2400		8				35	SL	HS-8	Aluminium framed wooden flush door
04	FEMALE TOILET	04-T-05	WD4	1000	2400		1				35	SL	HS-8	Aluminium framed wooden flush door
04			WD2	750	2100		7				35	SL	HS-8	Aluminium framed wooden flush door
04			WD5	1000	2400		6				35	SL	HS-8	Aluminium framed wooden flush door
04	FEMALE TOILET	04-T-06	WD4	1000	2400		1				35	SL	HS-8	Aluminium framed wooden flush door
04			WD2	750	2100		7				35	SL	HS-8	Aluminium framed wooden flush door
04			WD5	1000	2400		6				35	SL	HS-8	Aluminium framed wooden flush door
04	DRYING BALCONY		SD5	1800	2100		1			P	40	DL	HS-3	Pressed steel framed steel casement door
04	DRYING BALCONY		SD5	1800	2100		1			P	40	DL	HS-3	Pressed steel framed steel casement door
	SHAFT DOORS													
04	PHE	04-SH-104	SD7	450	2900		1			P	40	SL	HS-3	Pressed steel framed steel casement door
04	HVAC	04-SH-218 04-SH-222	SD8	600	2300		2			P	40	SL	HS-3	Pressed steel framed steel casement door
	ninth													
09	6 BEDROOM	09-R-01	GD02	1500	2400		1			PC	28	DL	HS-6	Partly glazed partly panelled aluminium door
09	7 BEDROOM	09-R-02	GD02	1500	2400		1			PC	28	DL	HS-6	Partly glazed partly panelled aluminium door
09	7 BEDROOM	09-R-06	GD02	1500	2400		1			PC	28	DL	HS-6	Partly glazed partly panelled aluminium door
09	7 BEDROOM	09-R-04	GD02	1500	2400		1			PC	28	DL	HS-6	Partly glazed partly panelled aluminium door
09	7 BEDROOM	09-R-05	GD02	1500	2400		1			PC	28	DL	HS-6	Partly glazed partly panelled aluminium door
09	FAMILY HALL	09-R-06	GD01	1800	2400		2			PC	28	DL	HS-6	Partly glazed partly panelled aluminium door
09	DINING	09-R-07	GD02	1500	2400		1				12	DL	HS-6	Fully glazed frameless door
09			GD01	1800	2400		1			PC	28	DL	HS-6	Partly glazed partly panelled aluminium door
09	KITCHEN	09-R-08	SD2	1500	2400		1			P	40	DL	HS-3	Pressed steel framed steel casement door
09	MALE TOILET	09-T-01	WD4	1000	2400		1				30	SL	HS-8	Aluminium framed wooden flush door
09			WD2	750	2100		4				30	SL	HS-8	Aluminium framed wooden flush door
09	FEMALE TOILET	09-T-02	WD4	1000	2400		1				30	SL	HS-8	Aluminium framed wooden flush door
09			WD2	750	2100		4				30	SL	HS-8	Aluminium framed wooden flush door
09	DA TOILET	09-T-03	WD4	1000	2400		1				30	SL	HS-8	Aluminium framed wooden flush door
09	MALE TOILET	09-T-04	WD4	1000	2400		1				30	SL	HS-8	Aluminium framed wooden flush door
09			WD2	750	2100		5				30	SL	HS-8	Aluminium framed wooden flush door
09			WD5	1000	2400		1				30	SL	HS-8	Aluminium framed wooden flush door
09	FEMALE TOILET	09-T-05	WD4	1000	2400		1				30	SL	HS-8	Aluminium framed wooden flush door
09			WD2	750	2100		6				30	SL	HS-8	Aluminium framed wooden flush door
09			WD3	1000	2400		1				30	SL	HS-8	Aluminium framed wooden flush door
09	DRYING BALCONY		SD2	1500	2400		1			P	40	DL	HS-3	Pressed steel framed steel casement door
09	DRYING BALCONY		SD5	1800	2100		1			P	40	DL	HS-3	Pressed steel framed steel casement door
	SHAFT DOORS													
09	HVAC	09-SH-209	SD8	600	1200		1			P	40	SL	HS-3	Pressed steel framed steel casement door
	SIXTH													
06	FAMILY HALL 2	06-R-01	GD01	1800	2400		2			PC	28	DL	HS-6	Partly glazed partly panelled aluminium door
06	FAMILY HALL 3	06-R-03	GD01	1800	2400		2			PC	28	DL	HS-6	Partly glazed partly panelled aluminium door
06	REFUGE	06-R-03	FD2	1800	2400		1			PC	-	DL	HS-1	Hollow metal framed steel fire rated flush door
06	STORE	06-R-04	WD4	1000	2400		1				40	SL	HS-8	Aluminium framed wooden flush door
06	COMMON HALL	06-R-05	GD01	1800	2400		2			PC	28	DL	HS-6	Partly glazed partly panelled aluminium door
06	OFFICE	06-R-06	SD1	1200	2400		1			P	40	SL	HS-3	Pressed steel framed steel casement door
06	CORRIDOR	06-R-07									-			
06	CORRIDOR 2	06-R-08	FD1	1500	2400		2			PC	-	DL	HS-1	Hollow metal framed steel fire rated flush door
06	MALE TOILET	06-T-01	WD4	1000	2400		1				30	SL	HS-8	Aluminium framed wooden flush door
06			WD2	750	2100		7				30	SL	HS-8	Aluminium framed wooden flush door
06	FEMALE TOILET	06-T-02	WD4	1000	2400		1				30	SL	HS-8	Aluminium framed wooden flush door
06			WD2	750	2100		6				30	SL	HS-8	Aluminium framed wooden flush door
06	DA TOILET	06-T-03	WD4	1000	2400		1				30	SL	HS-8	Aluminium framed wooden flush door
06	MALE TOILET	06-T-04	WD4	1000	2400		2				30	SL	HS-8	Aluminium framed wooden flush door
06			WD2	750	2100		8				30	SL	HS-8	Aluminium framed wooden flush door
06	FEMALE TOILET	06-T-05	WD4	1000	2400		1				30	SL	HS-8	Aluminium framed wooden flush door
06			WD2	750	2100		7				30	SL	HS-8	Aluminium framed wooden flush door
06	REFUGE AREA		FD2	1800	2400		1			PC	-	DL	HS-1	Hollow metal framed steel fire rated flush door
06	REFUGE AREA		FD2	1800	2400		1			PC	-	DL	HS-1	Hollow metal framed steel fire rated flush door
	SHAFT DOORS													
06	HVAC	06-SH-222	SD7	450	1200		1			P	40	SL	HS-3	Pressed steel framed steel casement door
	FIFTH, SEVENTH & EIGHT													
05&7 & 08	FAMILY HALL 2	XX-R-01	GD01	1800	2400		2			PC	28	DL	HS-6	Partly glazed partly panelled aluminium door
05&7 & 08	FAMILY HALL 3	XX-R-02	GD01	1800	2400		2			PC	28	DL	HS-6	Partly glazed partly panelled aluminium door
05&7 & 08	4 BEDROOM	XX-R-03	GD01	1800	2400		1			PC	28	DL	HS-6	Partly glazed partly panelled aluminium door
05&7 & 08	STORE	XX-R-04	WD4	1000	2400		1				40	SL	HS-8	Aluminium framed wooden flush door
05,07 & 08	FAMILY HALL 3	XX-R-05	GD01	1800	2400		2			PC	28	DL	HS-6	Partly glazed partly panelled aluminium door
05,07 & 08	OFFICE	XX-R-06	SD6	1200	2400		1			P	40	SL	HS-3	Pressed steel framed steel casement door
05,07 & 08	CORRIDOR	XX-R-07	FD1	1500	2400		2			PC	-	DL	HS-1	Hollow metal framed steel fire rated flush door
05,07 & 08	CORRIDOR	XX-R-08									-			
05,07 & 08	MALE TOILET	XX-T-01	WD4	1000	2400		2				30	SL	HS-8	Aluminium framed wooden flush door
05,07 & 08			WD2	750	2100		7				30	SL	HS-8	Aluminium framed wooden flush door
05,07 & 08	FEMALE TOILET	XX-T-02	WD4	1000	2400		2				30	SL	HS-8	Aluminium framed wooden flush door
05,07 & 08			WD2	750	2100		6				30	SL	HS-8	Aluminium framed wooden flush door
05,07 & 08	DA TOILET	XX-T-03	WD4	1000	2400		1				30	SL	HS-8	Aluminium framed wooden flush door
05,07 & 08	MALE TOILET	XX-T-05	WD4	1000	2400		2				30	SL	HS-8	Aluminium framed wooden flush door
05,07 & 08			WD2	750	2100		9				30	SL	HS-8	Aluminium framed wooden flush door
05,07 & 08	FEMALE TOILET	XX-T-06	WD4	1000	2400		2				30	SL	HS-8	Aluminium framed wooden flush door
05,07 & 08			WD2	750	2100		7				30	SL	HS-8	Aluminium framed wooden flush door
05,07 & 08	DRYING BALCONY		SD6	1800	2100		1			P	40	DL	HS-3	Pressed steel framed steel casement door
05,07 & 08	DRYING BALCONY		SD5	1800	2400		1			P	40	DL	HS-3	Pressed steel framed steel casement door
	SHAFT DOORS													
05,07 & 08	HVAC	XX-SH-222	SD7	450	1200		1			P	40	SL	HS-3	Pressed steel framed steel casement door

This drawing is the property of L&T Construction, EMF-EDRC and must not be passed on to any person or body not authorised by us to receive it nor be copied or otherwise made use either in full or in part by such person or body without our prior permission in writing.

FLOOR LEVEL — ROOM SERIAL NO. — ROOM TYPE

ROOM TYPE	DESCRIPTION
L	LIFT LOBBY
S	SERVICE ROOMS (CLEANERS/CLK ROOM/P ROOM etc.)
T	TOILET
R	OTHER ROOMS (OFFICE, SECURITY, NIGHTSHELTER, KITCHEN, LABS etc.)
ST	STAIRCASE

STRUCTURAL PROOF CONSULTANT :

REVNO	DESCRIPTION	DESIGNED	DRAWN	CHECKED	APPROVED
P	ISSUED FOR CONSTRUCTION	MN 29.06.22	KM 29.06.22	AA 30.06.22	VDK 30.06.22
O	ISSUED FOR CONSTRUCTION	MN 24.03.22	KM 31.03.22	AA 24.04.22	VDK 26.04.22

REVISIONS

CHECKED BY	SIGN	DATE	CHECKED BY	SIGN	DATE	CHECKED BY	SIGN	DATE
ARCHITECTURE			HVAC			GIS		
CIVIL & STRUCTURAL			FPS			MEP LEAD		
ELECTRICAL			PIPING			WTT		
ELV SYSTEM			PHE					

CLIENT :

BMSICL — BIHAR MEDICAL SERVICES AND INFRASTRUCTURE CORPORATION LIMITED

MANAGER (P) :	DGM (D) :
DGM (P) :	GM (P & D) :
GM (P) :	CGM (P) :
DESIGN CONSULTANTS (BMSICL) : SURESH GOEL AND ASSOCIATES, DELHI	SIGNATURE

EPC CONTRACTORS:

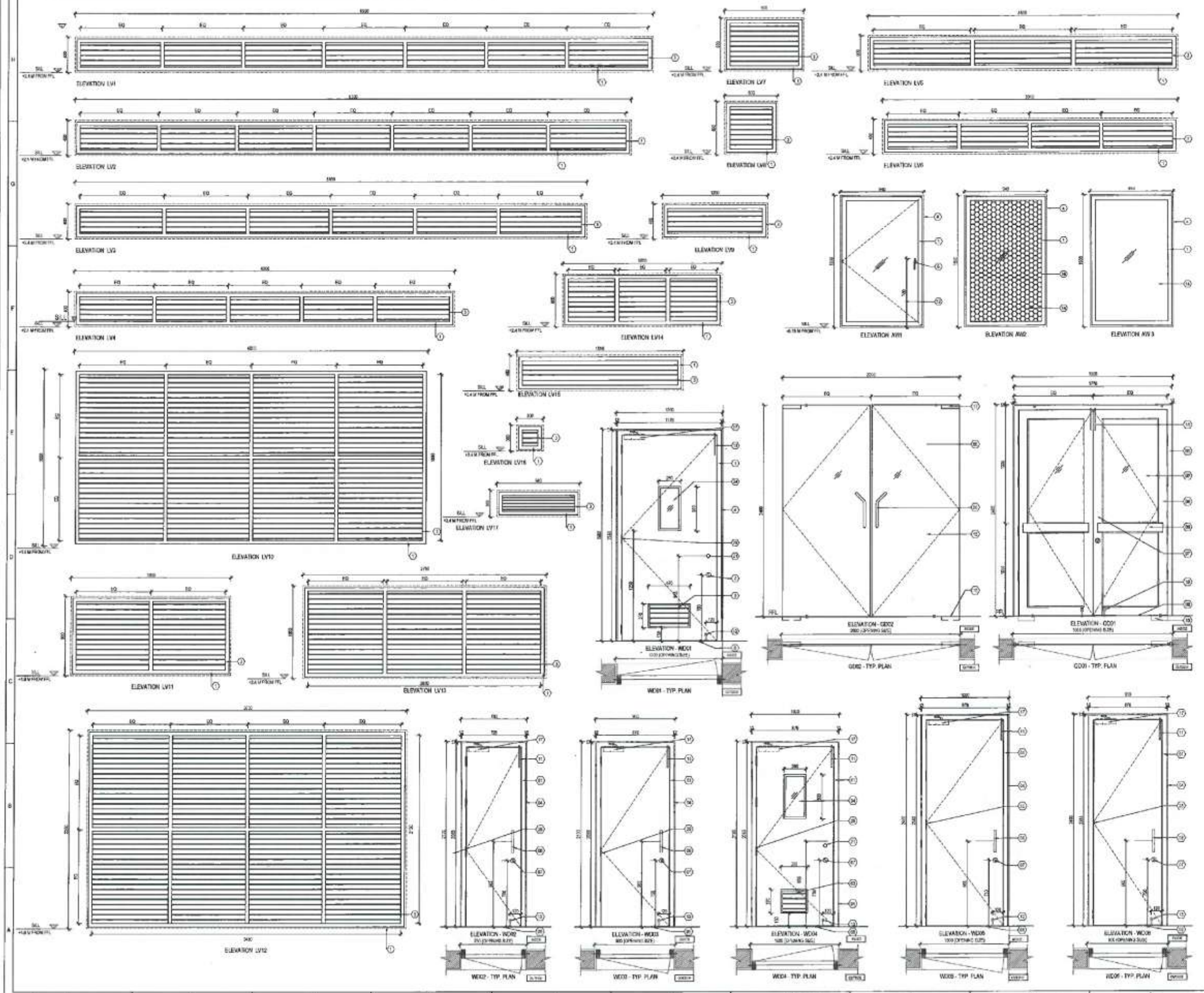
L&T Construction — Buildings & Factories

PROJECT :

REDEVELOPEMENT OF PATNA MEDICAL COLLEGE AND HOSPITAL (PMCH) AT PATNA, BIHAR

Job No. O21419	BUILDING NAME: CENTRAL UTILITY BLOCK
	DRAWING TITLE: JOINERY SCHEDULE
	DRAWING NUMBER: 021419-A-HP-07-WD-0506
SCALE: NTS	SHEET SIZE: A1 — REVISION NO: 0
RELEASED FOR: ☐ PRELIMINARY	☐ TENDER ☐ INFORMATION ☐ APPROVAL ☑ CONSTRUCTION

LARSEN & TOUBRO LIMITED — L&T Construction - Chennai



This drawing is the property of L&T Construction, BMF-EDRC and must not be passed on to any person or body not authorised by us to receive it nor the copied or otherwise made use either in full or in part by such person or body without our prior permission in writing.

LEGENDS

01 ALUMINIUM FRAME AS PER SPEC	11 12MM THICK TOUGHENED CLEAR GLASS
02 GLASS PANEL	12 GRC LOUVRES PER SPEC
03 ALUMINIUM LOUVRE	13 DOOR CLOSER
04 PLASTER AS PER SPEC	14 DOOR COORDINATOR
05 FRAMED SEMI VISION DOOR	15 FLUSH TOWER BOLT
06 DOOR HANDLE	16 STEEL FRAME
07 MORTISE DEAD CYLINDRICAL LOCK WITH KEYHOLE	17 ALUCP
08 BASE AIR GAP	18 STEEL SHUTTER
09 FIRE LABELLED PARTICLE BOARD	19 HOLLOW METAL FRAME
10 STAINLESS STEEL FLOOR SPRING	20 VISION PANEL
11 TOWER BOLT	21 BUTT HINGE HINGES
12 EXIT LIGHT	22 SHOWER LEVER TOWER BOLT
13 DOOR STOPPER	
14 6MM THICK CLEAR FLOAT GLASS	

NOTES:

01. ALL DIMENSIONS ARE IN MILLIMETERS
02. EXACT OPENINGS ARE TO BE MEASURED AT SITE BEFORE FABRICATING ALUMINIUM CASEMENT
03. FOR DOOR DETAILS REFER HDWR DRAWING AND GET SAME APPROVED BY ARCHITECTS BEFORE FABRICATION
04. FOR LOUVERS, LINTEL & SILL HEIGHT TO BE CHECKED AT SITE BEFORE FABRICATION IF ANY DISCREPANCIES ARE FOUND, THE SAME TO BE BROUGHT TO THE ARCHITECTS NOTICE
05. FOR EXACT OPENING OF EXHAUST FANS REFER RESPECTIVE HVAC DRAWING
06. FOR EXACT HARDWARE MAKE & MODEL, ALUCP SAMPLE SELECTION APPROVAL

PROOF CONSULTANT :

L&T LARSEN & TOUBRO LIMITED L&T Construction, Chennai

REV NO	DESCRIPTION	DESIGNED	DRAWN	CHECKED	APPROVED
0	ISSUED FOR CONSTRUCTION	MEL	AJOJI	[illegible]	[illegible]

REVISIONS

CHECKED BY	SIGN	DATE	CHECKED BY	SIGN	DATE	CHECKED BY	SIGN	DATE
ARCHITECTURE			ANAND			GSD		
CIVIL & STR. STRUCTURAL			RPA			SUDHEESH		
ELECTRICAL			PIPING			VM		
PLUMBING			FMF					

CLIENT :

BMSICL BIHAR MEDICAL SERVICES AND INFRASTRUCTURE CORPORATION LIMITED

MANAGER (P) :	DGM (D) :
DGM (P) :	GM (P & D) :
GM (P) :	CGM (P) :
DESIGN CONSULTANTS (BMSICL) : SURESH GOEL AND ASSOCIATES, DELHI	SIGNATURE

EPC CONTRACTORS:

L&T Construction
Buildings & Factories

PROJECT :

REDEVELOPEMENT OF PATNA MEDICAL COLLEGE AND HOSPITAL (PMCH) AT PATNA, BIHAR

Job No: O21419	BUILDING NAME: COMMON UTILITY BLOCK
	DRAWING TITLE: JOINERY PROFILE : LOUVRES & WINDOWS
	DRAWING NUMBER: O21419-A-HP-08-WD-0506
SCALE: 1:20	SHEET SIZE: A1
RELEASED FOR: ☐ PRELIMINARY	☐ TENDER ☐ INFORMATION ☐ APPROVAL ☒ CONSTRUCTION

This drawing is the property of L&T Construction, EMF-EDRC and must not be passed on to any person or body not authorised by us to receive it nor be copied or otherwise made use either in full or in part by such person or body without our prior permission in writing.

LEGENDS:

(01)	AL.PANNI M.FRAME AS PER SPEC	(12)	12MM THICK TOUGH ENGG.GLASS
(02)	GLASS PANEL	(13)	SPECIAL I.I.A.S PER SPEC
(03)	ALUM.LOUVRE	(14)	DOOR CLOSER
(04)	PLASTER AS PER SPEC.	(15)	DOOR COORDINATOR
(05)	HANGING SLIDING GLASS DOOR	(16)	FLUSH TOWER BOLT
(06)	DOOR HANDLE	(20)	STEEL FRAME
(07)	MDF/BWR SOLID CYLINDRICAL DOOR WITH VENEER	(21)	AL.DROP
(08)	WALL MAT GAP	(23)	STEEL SHUTTER
(09)	19MM LAMINATED PARTICLE BOARD	(27)	HOLLOW METAL FRAME
(10)	STAINLESS STEEL FLOOR SPRING	(28)	MESH PANEL
(11)	TOWER BOLT	(33)	SS FIXING WINGS
(12)	SILICONE	(34)	DOOR FLUSH TOWER BOLT
(13)	DOOR STOPPER		
(14)	6MM THICK CLEAR FLOAT GLASS		

NOTES:

01. ALL DIMENSIONS ARE IN MILLIMETERS.

02. EXACT OPENINGS ARE TO BE MEASURED FROM SITE BEFORE MANUFACTURING AND WHEN ORDERING.

03. FOR LOUVERS DETAILS REFER VENDOR DRAWING AND IT SHALL BE VETTED BY THE ARCHITECTS BEFORE EXECUTION.

04. FOR LOUVERS, LINTEL & SILL HEIGHT TO BE CHECKED AT SITE BEFORE EXECUTION IF ANY DISCREPANCIES ARE FOUND, THE SAME TO BE BROUGHT TO THE ARCHITECTS NOTICE.

05. FOR EXACT OPENING OF EXHAUST FAN REFER RESPECTIVE HVAC DRAWING.

06. FOR EXACT HARDWARE MAKE & MODEL, AS PER SAMPLE BY PCM/EPC APPROVAL.

PROOF CONSULTANT :

LARSEN & TOUBRO LIMITED L&T Construction - Chennai

REV. NO	DESCRIPTION	DESIGNED	DRAWN	CHECKED	APPROVED
0	ISSUED FOR CONSTRUCTION	VEL 14.10.22	SUNIL 14.10.22	NA 14.10.22	NDH 14.10.22

REVISIONS

CHECKED BY	SIGN	DATE	CHECKED BY	SIGN	DATE	CHECKED BY	SIGN	DATE
ARCHITECTURE			HVAC			MEP		
CIVIL & STRUCTURAL			FPS			MEP/HOSP		
ELECTRICAL			PHE			VMF		
ELV SYSTEM			PHE					

CLIENT :

BMSICL — BIHAR MEDICAL SERVICES AND INFRASTRUCTURE CORPORATION LIMITED

MANAGER (P) :	DGM (D) :
DGM (P) :	GM (P & D) :
GM (P) :	CGM (P) :
DESIGN CONSULTANTS (BMSICL) : SURESH GOEL AND ASSOCIATES, DELHI	SIGNATURE

EPC CONTRACTORS:

L&T Construction — Buildings & Factories

PROJECT :

REDEVELOPEMENT OF PATNA MEDICAL COLLEGE AND HOSPITAL (PMCH) AT PATNA, BIHAR

Job No. O21419	BUILDING NAME: COMMON UTILITY BLOCK
	DRAWING TITLE: JOINERY PROFILE : LOUVRES & WINDOWS
	DRAWING NUMBER: O21419-A-HP-08-WD-0507
SCALE: 1:25	SHEET SIZE: A1 — REVISION NO: 0
RELEASED FOR: ☐ PRESENTATION	☐ TENDER ☐ INFORMATION ☐ APPROVAL ☑ CONSTRUCTION

This drawing is the property of L&T Construction, BMF-BSMC and must not be passed on to any person or body not authorised by us to receive it nor be copied or otherwise made use either in full or in part by such person or body without our prior permission in writing.

COMMON						
LEVEL	ROOM NO.	ROOM NAME	FLOOR FINISH	CEILING FINISH	WALL FINISH	SKIRTING
XX	XX-L-01	LIFT/ICE LIFT LOBBY	FF-GR-FF-TT	CF-GP-MIN 600 mm WIDE MIN	WF-SR-BOC	
XX	XX-L-02	LIFT LOBBY 1	FF-GR-FF-TT	CF-GP-MIN 600mm WIDE MIN	WF-SR-BOC	
XX	XX-L-03	PASSAGE LIFT LOBBY	FF-GR-FF-TT	CF-GP-MIN 600 mm WIDE MIN	WF-SR-BOC	
XX	XX-L-04	LIFT LOBBY 2	FF-GR-FF-TT	CF-GP-SR mm WIDE N.A MIN.	WF-SR-BOC	
XX	XX-S-01	ELECTRICAL ROOM	FF - RD	EF - AP	WF-CT-1200 HIGH +EP-BOC	
XX	XX-S-02	STORE/BMW ROOM	FF - RD	EF - AP	WF-CT-1200 HIGH +EP-BOC	
XX	XX-S-03	AHU	FF - RD	EF - AP	WF-CT-1200 HIGH +EP-BOC	
XX	XX-ST-01	STAIRCASE 1	FF-GR-FF-TT	CF-EP	WF-GR-1200 HIGH+EP-BOC	
XX	XX-ST-02	STAIRCASE 2	FF-GR-FF-TT	CF-EP	WF-GR-1200 HIGH+EP-BOC	

BASEMENT						
LEVEL	ROOM NO.	ROOM NAME	FLOOR FINISH	CEILING FINISH	WALL FINISH	SKIRTING
B	B-R-01	INCUMBENT ROOM	FF - RD	CF - AP	WF-CT-1200 HIGH +EP-BOC	
B	B-R-02	KITCHEN STORE	FF - RD	CF - AP	WF-CT-1200 HIGH +EP-BOC	
B		DRIVEWAY	FF-FF	CF-RD	WF-EP	
B	B-S-01	ELECTRICAL ROOM	FF - RD	CF - AP	WF-CT-1200 HIGH +EP-BOC	
B	B-S-02	MACHINE ROOM	FF - RD	CF - AP	WF-CT-1200 HIGH +EP-BOC	

GROUND FLOOR						
LEVEL	ROOM NO.	ROOM NAME	FLOOR FINISH	CEILING FINISH	WALL FINISH	SKIRTING
G0	G0-R-01	SHOWER ROOM	FF - RD	CF - AP	WF-CT-1200 HIGH +EP-BOC	WF-RD-150 HIGH
G0	G0-R-02	CORRIDOR	FF - DF + FF-TT	CF - 1/2H-600 MM WIDE (MIN)	WF-DRT-1200 HIGH + EP-BOC	WF-RD-150 HIGH
G0	G0-T-01	STAFF LOUNGE/TOILET	FF - ASCT	CF-CS	WF-CT-BOC	
G0	G0-T-02	MALE TOILET	FF - ASCT	CF-CS	WF-CT-BOC	
G0	G0-S-01	AHU	FF - RD	CF - AP	WF-CT-1200 HIGH +EP-BOC	
G0	G0-S-02	UPS/BATTERY ROOM	FF - RD	CF - AP	WF-CT-1200 HIGH +EP-BOC	
G0	G0-S-03	ELE. ROOM	FF - RD	CF - AP	WF-CT-1200 HIGH +EP-BOC	
G0	G0-R-07	FREEZER (PEN) STORE	FF - RD	CF - AP	WF-RD-150 HIGH+CT-2250 H+GH+EP-BOC	WF-RD-150 HIGH
G0	G0-R-08	PLANT ROOM WORKER	FF - RD	CF - AP	WF-RD-150 HIGH+CT-2250 H+GH+EP-BOC	WF-RD-150 HIGH
G0	G0-S-05	FIRE COMMAND & BMW ROOM	FF - RD	CF - AP	WF-CT-1200 HIGH +EP-BOC	
G0	G0-R-09	DETERGENT ROOM	FF - RD	CF - AP	WF-RD-150 HIGH+CT-2250 H+GH+EP-BOC	WF-RD-150 HIGH
G0	G0-R-10	DRYING TUNNELS	FF - RD	CF - AP	WF-RD-150 HIGH+CT-2250 H+GH+EP-BOC	WF-RD-150 HIGH
G0	G0-T-03	FEMALE TOILET	FF - ASCT	CF-CS	WF-CT-BOC	
G0	G0-R-05	STAFF LOUNGE (PANTRY)	FF - ASVT	CF-CS	WF-VT-1200 HIGH +EP-BOC	WF-CS-1200 HIGH
G0	G0-R-06	BARBER'S/SHAVER	FF - RD	CF - AP	WF-RD-150 HIGH+CT-2250 H+GH+EP-BOC	WF-RD-150 HIGH

FIRST FLOOR						
LEVEL	ROOM NO.	ROOM NAME	FLOOR FINISH	CEILING FINISH	WALL FINISH	SKIRTING
F1	G1-T-01	MALE TOILET	FF - ASCT	CF-CS	WF-CT-BOC	
F1	G1-T-02	FEMALE TOILET	FF - ASCT	CF-CS	WF-CT-BOC	
F1	G1-T-03	DP TOILET	FF - ASCT	CF-CS	WF-CT-BOC	
F1	G1-R-06	MALE LOCKER	FF - ASVT	CF-CS	WF-EP-BOC	WF-VT-1200 HIGH
F1	G1-R-07	FEMALE LOCKER	FF - ASVT	CF-CS	WF-EP-BOC	WF-VT-1200 HIGH
F1	G1-S-04	AHU	FF - RD	CF - AP	WF-CT-1200 HIGH +EP-BOC	
F1	G1-R-01	DRY & TROLLEY SETUP AREA	FF - RD	CF - AP	WF-CT-1200 HIGH +EP-BOC	
F1	G1-R-02	OPD/X RAY ROOM	FF - ASCT	CF - AP	WF-CT-1200 HIGH +EP-BOC	
F1	G1-R-03	BABY/OT	FF - ASCT	CF - AP	WF-CT-1200 HIGH +EP-BOC	
F1	G1-R-04	BABY/OT NEW	FF - RD	CF - AP	WF-CT-1200 HIGH +EP-BOC	
F1	G1-R-05	BABY/OT TROLLEY	FF - RD	CF - AP	WF-CT-1200 HIGH +EP-BOC	
F1	G1-R-08	CSSD PREP	FF - ASCT	CF - AP	WF-CT-1200 HIGH +EP-BOC	
F1	G1-R-01	IRON STERILISATION	FF - ASCT	CF - AP	WF-CT-1200 HIGH +EP-BOC	
F1	G1-R-09	POT WASH AREA	FF - ASCT	CF - AP	WF-CT-1200 HIGH +EP-BOC	
F1	G1-R-10	SOILED TO FCU (LINEN) AREA	FF - ASCT	CF - AP	WF-CT-1200 HIGH +EP-BOC	WF-VT-1200 HIGH
F1	G1-R-11	CLEAN POT STORAGE AREA	FF - RD	CF - AP	WF-CT-1200 HIGH +EP-BOC	WF-VT-1200 HIGH
F1	G1-R-12	CHEMICAL STORE	FF - ASCT	CF - AP	WF-CT-1200 HIGH +EP-BOC	
F1	G1-R-13	DRY STORE	FF - ASCT	CF - AP	WF-CT-1200 HIGH +EP-BOC	
F1	G1-R-14	SOILED TO FCU (LINEN) AREA	FF - ASCT	CF - AP	WF-CT-1200 HIGH +EP-BOC	
F1	G1-R-15	CLEAN LINEN STORAGE AREA	FF - RD	CF - AP	WF-CT-1200 HIGH +EP-BOC	
F1	G1-R-16	DRY & WET KITCHEN	FF - ASCT	CF - AP	WF-CT-1200 HIGH +EP-BOC	
F1	G1-R-17	SUPERVISOR OFFICE	FF - ASVT	CF-CS	WF-CT-1200 HIGH +EP-BOC	WF-VT-1200 HIGH
F1	G1-R-18	CHIEF OFFICE	FF - ASVT	CF-CS	WF-CT-1200 HIGH +EP-BOC	
F1	G1-R-19	CHAIRMEN WAITING AREA	FF - ASCT	CF - AP	WF-CT-1200 HIGH +EP-BOC	
F1	G1-R-20	MASALA GRINDING AREA	FF - ASCT	CF - AP	WF-CT-1200 HIGH +EP-BOC	
F1	G1-R-21	MEAT FREEZER	FF - RD	CF - AP	WF-CT-1200 HIGH +EP-BOC	
F1	G1-R-22	MEAT KETTLES	FF - RD	CF - AP	WF-CT-1200 HIGH +EP-BOC	
F1	G1-R-23	BAKERY KITCHEN	FF - RD	CF - AP	WF-CT-1200 HIGH +EP-BOC	
F1	G1-R-24	WASHING AREA	FF - RD	CF - AP	WF-CT-1200 HIGH +EP-BOC	
F1	G1-R-25	TROLLEY PARKING AREA	FF - ASCT	CF - AP	WF-CT-1200 HIGH +EP-BOC	
F1	G1-R-30	CORRIDOR 1	FF - GR-FF-TT	CF-GP-600 MM WIDE +MS	WF-SR-600 HIGH+CT-1500 H+GH+AP-BOC	
F1	G1-R-31	CORRIDOR 2	FF-GR-FF-TT	CF-GP-600 MM WIDE +MS	WF-SR-600 HIGH+CT-1500 H+GH+AP-BOC	
F1	G1-R-32	CORRIDOR 3	FF-GR-FF-TT	CF-GP-600 MM WIDE +MS	WF-SR-600 HIGH+CT-1500 H+GH+AP-BOC	

SECOND FLOOR						
LEVEL	ROOM NO.	ROOM NAME	FLOOR FINISH	CEILING FINISH	WALL FINISH	SKIRTING
F2	G2-T-01	FEMALE TOILET	FF - ASCT	CF-CS	WF-CT-BOC	
F2	G2-T-02	TOILET	FF - ASCT	CF-CS	WF-CT-BOC	
F2	G2-T-03	MALE TOILET	FF - ASCT	CF-CS	WF-CT-BOC	
F2	G2-R-05	RELOCATED ROOM	FF-ST	CF-GP-600 WIDE MIN +MS	WF-VT-1200 HIGH +EP-BOC	WF-VT-1200 HIGH
F2	G2-R-07	PANTRY	FF-RD	CF-AP	WF-CT-1200 HIGH +EP-BOC	
F2	G2-S-03	ELECTRICAL ROOM	FF - RD	CF - AP	WF-CT-1200 HIGH +EP-BOC	
F2	G2-S-04	MACHINE ROOM	FF - RD	CF - AP	WF-CT-1200 HIGH +EP-BOC	

EIGHTH FLOOR						
LEVEL	ROOM NO.	ROOM NAME	FLOOR FINISH	CEILING FINISH	WALL FINISH	SKIRTING
F8	G8-R-01	SHOWER ROOM	FF - RD	CF - AP	WF-CT-1200 HIGH +EP-BOC	WF-RD-150 HIGH
F8	G8-R-02	CORRIDOR	FF - DF + FF-TT	CF - 1/2H-600 MM WIDE (MIN)	WF-DRT-1200 HIGH + EP-BOC	WF-RD-150 HIGH
F8	G8-T-01	STAFF LOUNGE/TOILET	FF - ASCT	CF-CS	WF-CT-BOC	
F8	G8-T-02	MALE TOILET	FF - ASCT	CF-CS	WF-CT-BOC	
F8	G8-R-03	AHU	FF - RD	CF - AP	WF-CT-1200 HIGH +EP-BOC	
F8	G8-S-01	UPS/BATTERY ROOM	FF - RD	CF - AP	WF-CT-1200 HIGH +EP-BOC	
F8	G8-S-02	ELE. ROOM	FF - RD	CF - AP	WF-CT-1200 HIGH +EP-BOC	
F8	G8-R-07	FREEZER (PEN) STORE	FF - RD	CF - AP	WF-RD-150 HIGH+CT-2250 H+GH+EP-BOC	WF-RD-150 HIGH
F8	G8-R-08	PLANT ROOM WORKER	FF - RD	CF - AP	WF-RD-150 HIGH+CT-2250 H+GH+EP-BOC	WF-RD-150 HIGH
F8	G8-S-05	FIRE COMMAND & BMW ROOM	FF - RD	CF - AP	WF-CT-1200 HIGH +EP-BOC	
F8	G8-R-09	DETERGENT ROOM	FF - RD	CF - AP	WF-RD-150 HIGH+CT-2250 H+GH+EP-BOC	WF-RD-150 HIGH
F8	G8-R-10	DRYING TUNNELS	FF - RD	CF - AP	WF-RD-150 HIGH+CT-2250 H+GH+EP-BOC	WF-RD-150 HIGH
F8	G8-T-03	FEMALE TOILET	FF - ASCT	CF-CS	WF-CT-BOC	
F8	G8-R-05	STAFF LOUNGE (PANTRY)	FF - ASVT	CF-CS	WF-VT-1200 HIGH +EP-BOC	WF-CS-1200 HIGH
F8	G8-R-06	BARBER'S/SHAVER	FF - RD	CF - AP	WF-RD-150 HIGH+CT-2250 H+GH+EP-BOC	WF-RD-150 HIGH

THIRD FLOOR						
LEVEL	ROOM NO.	ROOM NAME	FLOOR FINISH	CEILING FINISH	WALL FINISH	SKIRTING
F3	G3-T-01	FEMALE TOILET	FF - ASCT	CF-CS	WF-CT-BOC	
F3	G3-T-04	MALE TOILET	FF - ASCT	CF-CS	WF-CT-BOC	
F3	G3-S-02	AHU	FF - RD	CF - AP	WF-CT-1200 HIGH +EP-BOC	
F3	G3-R-04	ADMINISTRATION ROOM	FF-RD	CF - AP	WF-CT-1200 HIGH +EP-BOC	WF-DS-150 HIGH
F3	G3-R-03	RECREATION ROOM	FF-AA	CF-GP-600 WIDE MIN +MS	WF-AA-150 H+GH+CT-1200 H+GH+AP-BOC	WF-AA-150 HIGH
F3	G3-R-01	WAITING CONFERENCE	FF-VS	CF-GP-600 WIDE MIN +MS	WF-VS-150 H+GH+CT-1200 H+GH+AP-BOC	WF-SS-150 HIGH
F3	G3-R-02	MEETING HALL	FF-VS	CF-GP-600 WIDE MIN +MS	WF-VS-150 H+GH+CT-1200 H+GH+AP-BOC	
F3	G3-S-01	SUBSTATION	FF-VS	CF-GP-600 WIDE MIN +MS	WF-VS-150 H+GH+CT-1200 H+GH+AP-BOC	
F3	G3-T-02	MALE TOILET	FF - ASCT	CF-CS	WF-CT-BOC	
F3	G3-T-01	FEMALE TOILET	FF - ASCT	CF-CS	WF-CT-BOC	
F3	G3-T-08	DP TOILET	FF - ASCT	CF-CS	WF-CT-BOC	
F3	G3-R-06	WASH SG AREA	FF-ASCT	CF-AP	WF-CT-1200 HIGH +EP-BOC	
F3	G3-R-07	DEEP FREEZER ROOM	FF-RD	CF-AP	WF-CT-1200 H+GH+EP-BOC	
F3	G3-R-08	PANTRY	FF-RD	CF-AP	WF-CT-1200 H+GH+EP-BOC	
F3	G3-R-09	WOOD DEEP ING	FF-DVT	CF-AP	WF-DRT-1200 H+GH+EP-BOC	
F3	G3-R-10	STORE	FF-RD	CF-AP	WF-CT-1200 H+GH+EP-BOC	
F3	G3-R-11	STUDY AREA	FF-VS	CF-GP-600 WIDE MIN +MS	WF-VS-150 H+GH+CT-1500 H+GH+AP-BOC	
F3	G3-R-12	WAITE SPACE	FF-VS	CF-GP-600 WIDE MIN +MS	WF-VS-150 H+GH+CT-1500 H+GH+AP-BOC	
F3	G3-R-13	RECEPTION LAB	FF-VS	CF-FP-600 WIDE MIN +MS	WF-VS-150 H+GH+CT-1500 H+GH+AP-BOC	
F3	G3-R-14	PHLEBOTOMIST ROOM	FF-RD	CF-AP	WF-CT-1200 H+GH+EP-BOC	
F3	G3-R-15	QUALITY CONTROL ROOM	FF-DVT	CF-GP-600 WIDE MIN +MS	WF-DRT-1500 H+GH+AP-BOC	
F3	G3-R-16	DOCTOR'S ROOM	FF-VS	CF-FP-600 WIDE MIN +MS	WF-VS-150 H+GH+CT-1500 H+GH+AP-BOC	
F3	G3-R-17	DOCTOR'S ROOM	FF-VS	CF-GP-600 WIDE MIN +MS	WF-VS-150 H+GH+CT-1500 H+GH+AP-BOC	
F3	G3-R-18	DOCTOR'S ROOM	FF-VS	CF-GP-600 WIDE MIN +MS	WF-VS-150 H+GH+CT-1500 H+GH+AP-BOC	
F3	G3-R-28	TECH STAFF HOUSE	FF-DVT	CF-GP-600 WIDE MIN +MS	WF-DRT-1500 H+GH+AP-BOC	
F3	G3-R-35	STORE ROOM	FF-RD	CF-AP	WF-CT-1200 H+GH+EP-BOC	
F3	G3-R-36	SUD MACHINE ROOM	FF-DVT-RD	CF-FP	WF-RD-150 H+GH+CT-1500 H+GH+AP-BOC	
F3	G3-R-21	MEETING HALL	FF-VS	CF-GP-600 WIDE MIN +MS	WF-VS-150 H+GH+CT-1500 H+GH+AP-BOC	
F3	G3-R-22	FACULTY ROOM	FF-VS	CF-GP-600 WIDE MIN +MS	WF-VS-150 H+GH+CT-1500 H+GH+AP-BOC	
F3	G3-R-23	ROOM	FF-VS	CF-FP-600 WIDE MIN +MS	WF-VS-150 H+GH+CT-1500 H+GH+AP-BOC	
F3	G3-R-24	DEMO ROOM	FF-VS	CF-GP-600 WIDE MIN +MS	WF-VS-150 H+GH+CT-1500 H+GH+AP-BOC	
F3	G3-R-26	HOD ROOM	FF-VS	CF-GP-600 WIDE MIN +MS	WF-VS-150 H+GH+CT-1500 H+GH+AP-BOC	
F3	G3-R-36	WAITING	FF-GR-FF-TT	CF-GP-600 WIDE MIN +MS	WF-SR-1200 H+GH +EP-BOC	
F3	G3-R-37	PUMP/EXPANSION	FF-GR	CF-GP-600 WIDE MIN +MS	WF-SR-1200 H+GH +EP-BOC	
F3	G3-R-38	CENTRAL RECEPTION	FF-GR-FF-TT	CF-GP-600 WIDE MIN +MS	WF-SR-1200 H+GH +EP-BOC	
F3	G3-R-29	WAITING	FF-GR-FF-TT	CF-FP-600 WIDE MIN +MS	WF-SR-1200 H+GH +EP-BOC	
F3	G3-R-30	RECEPTION	FF-GR-FF-TT	CF-GP-600 WIDE MIN +MS	WF-SR-1200 H+GH +EP-BOC	
F3	G3-R-31	CORRIDOR 1	FF-GR-FF-TT	CF-GP-600 WIDE MIN +MS	WF-SR-600 HIGH+CT-1200 H+GH+AP-BOC	
F3	G3-R-40	CORRIDOR 2	FF-GR-FF-TT	CF-GP-600 WIDE MIN +MS	WF-SR-600 HIGH+CT-1200 H+GH+AP-BOC	

FOURTH FLOOR						
LEVEL	ROOM NO.	ROOM NAME	FLOOR FINISH	CEILING FINISH	WALL FINISH	SKIRTING
F4	G4-R-05	8 BEDDED ROOM	FF - RD	CF - AP	WF-RD-150 HIGH+WF-CT-600 H+GH+EP-BOC	WF-RD-150 HIGH

FIFTH FLOOR						
LEVEL	ROOM NO.	ROOM NAME	FLOOR FINISH	CEILING FINISH	WALL FINISH	SKIRTING
F5	G5-R-01	FAMILY HALL (5 BEDDED ROOM)	FF - RD	CF - AP	WF-RD-150 HIGH +WF-CT-600 HIGH +EP- BOC	WF-RD-150 HIGH

SIXTH FLOOR						
LEVEL	ROOM NO.	ROOM NAME	FLOOR FINISH	CEILING FINISH	WALL FINISH	SKIRTING
F6	G6-R-01	KITCHEN	FF-GR-FF-TT	CF-GP-600 WIDE MIN +MS	WF-SR-1200 H+GH +EP-BOC	

SEVENTH FLOOR						
LEVEL	ROOM NO.	ROOM NAME	FLOOR FINISH	CEILING FINISH	WALL FINISH	SKIRTING
F7	G7-R-01	FAMILY HALL (5 BEDDED ROOM)	FF - RD	CF - AP	WF-RD-150 HIGH +WF-CT-600 HIGH +EP-BOC	WF-RD-150 HIGH

EIGHTH-NINTH FLOOR						
LEVEL	ROOM NO.	ROOM NAME	FLOOR FINISH	CEILING FINISH	WALL FINISH	SKIRTING
F8-F9	G8-R-30 G8-T-09 G9-T-10	OFFICE	FF-DVT	CF-GP-600 WIDE MIN +MS	WF- EP-BOC	WF-VT-150 HIGH
F8-F9	G8-R-28 G9-R-28	FIVE BEDROOM 5	FF-RD	CF-AP	WF-RD-150 H+GH +WF-CT-600 H+GH +EP-BOC	
F8-F9	G8-R-29 G9-R-29	FIVE BEDROOM 2	FF-RD	CF-AP	WF-RD-150 H+GH +WF-CT-600 H+GH +EP-BOC	
F8-F9	G8-R-30 G9-R-30	FIVE BEDROOM 3	FF-RD	CF-AP	WF-RD-150 H+GH +WF-CT-600 H+GH +EP-BOC	
F8-F9	G8-R-70 G9-R-28 G8-R-60-80 G9-R-28	SINGLE BEDROOM	FF-RD	CF-AP	WF-RD-150 H+GH +WF-CT-600 H+GH +EP-BOC	
F8-F9	G8-S-01 G9-S-01	ATS MASTER ROOM	FF - RD	CF - AP	WF-CT-1200 H+GH +EP-BOC	

FINISHING LEGEND		
	TAG	FLOOR FINISH
FF	GB	18MM THICK GRANITE (FLAMED GRANITE IN STAIRCASE AND FIRST OF AREA POLISHED GRANITE WITH TWO COLOUR COMBINATIONS)
FF	KD	25MM THICK KOTA STONE (STA RCASE FULL LENGTH AND FIRST OF AREA AS PER SPECIFICATION).
FF	WL	8MM THICK HEAVY DUTY KORA STONE IN LOCKERS AND STORE ROOMS
FF	VL	(WOODEN LAMINATED FLOORING AC GRADE 4 (10MM THICK)
FF	VS	5MM THICK VINYL SHEET ON WALLS
FF	CA	CARPET FLOOR TILE
FF	SF	SPORTS FLOORING (VINYL FLOORING 6.5MM THICK + WOODEN FLOORING AS PER DRAWINGS)
FF	HF	HI-BOND TILE FLOOR WC WITH VACCUUM DEWATTERING PROCESS(CHEMICAL) HARDENITE FLOORING)
FF	CF	CERAMIC TILE (ANTIBACTERIAL AND ANTIFAKE 600MM)
FF	ASCT	ANTI SKID CERAMIC FLOOR TILE (MAIN TOILET 600MMX600MM AND SMALL TOILET 300MMX300MM)
FF	ASVT	ANTI-SKID RECTIFIED VITRIFIED TILE MIN. 600MM X 600MM
FF	DVT - 600	DOUBLE CHARGED VITRIFIED TILE MIN. 600MM X 600MM
FF	DVT - 800	DOUBLE CHARGED VITRIFIED TILE 800MM X 800MM
FF	DVT - 1000	DOUBLE CHARGED VITRIFIED TILE 1000MM X 1000MM
FF	HDV	HEAVY DUTY FULL BODY VITRIFIED TILE 10 MM THICK OF SIZE 600MMX600MM
FF	TT	300MM X 300MM TACTILE TILE FOR VISION IMPAIRED
FF	AA	600MM X 600MM ACID ALKALI RESISTANT VITRIFIED FLOOR TILE
FF	DCT	25 THICK CEMENT CONCRETE CHISELLED TILE (600MMX600MM/ 300MM)
FF	CC	CEMENT CONCRETE FLOORING
FF	GN	ANTI SKID CHEQUERED TILE FLOORING (600MMX600MMX20MM)
FF	ASW	3MM ANTI STATIC VINYL FLOORING WITH SEAMLESS JOINT ON BASE OF CC
FF	RT	HEAT REFLECT IVE CERAMETTIC FLOORING (AS PER MANUFACTURER SPECIFICATION)
FF	GM	GLASS MOSAIC TILE (20MMX20MMX4MM)
FF	PFL	PS FLOORING (PS AS PER MANUFACTURE SPECIFICATION)
FF	MR	MARBLE AS PER CPWD SPEC
FF	EPF	2MM THICK EPOXY FLOORING (AS PER MANUFACTURER SPECIFICATION)

	TAG	WALL FINISH
WF	AP	ACRYLIC EMULSION PAINT (VOC)
WF	AD	ACRYLIC DISTEMPER (VOC)
WF	EP	ENAMEL PAINT (AS PER CPWD SPECIFICATION)
WF	GBD	18MM THICK POLISHED GRANITE WALL DADO (SKIRTING)
WF	CT	300MMX 600MM CERAMIC TILE DWAN TO LET 300MMX600MM AND SMALL TOILET 600MMX600MM)
WF	VT	VITRIFIED TILE
WF	HPL	HIGH PRESSURE LAMINATE (8MM THICK IN CASE OF FREE STANDING COLUMNS OR AS PER FEASIBILITY)
WF	AB	ANTI-BACTERIAL PAINT (AS PER CPWD / MANUFACTURER SPECIFICATION)
WF	VI	SMMITH CX VINYL SHEET ON WALLS
WF	GS	10 SHEET WITH PVDF COATING (AS PER CPWD SPECIFICATION)
WF	KD	25MM THICK KOTA STONE ON DADO / SKIRTING
WF	WP	4 MM THICK VENEER OVER 22 MM THK COMMERCIAL PLY FIXED ON 65 SECTIONS
WF	TP	ACRYLIC MODIFIED RESIN BASED TEXTURE OF (SHOMPUN/SIDEWARD STONE PATTERN
WF	GWC	GWC (AU CLADDING (AS PER SPECIFICATION)
WF	LG	LACQUERED GLASS CLADDING (AS PER CPWD / MANUFACTURER SPECIFICATION)
WF	SS	STAINLESS STEEL SHEET MATT FINISH (SS-304 GRADE)
WF	GS	GRASS GUARD (150MM WIDE 10MM THICK)
WF	EPO	EPOXY PAINT (AS PER CPWD SPECIFICATION)
WF	MP	MIRROR PANELLING
WF	ACO	ACOUSTIC WALL PANELLING (AS PER CPWD / MANUFACTURER SPECIFICATION)
WF	ASVS	ANTI- STATIC V INYL SHEET WRAPPED OVER COVED ALUMINIUM SECTION (AS PER CPWD SPECIFICATION)
WF	SP	LAMINATED PANELLING (12MM THICK FACTORY PRESSED LAMINATED PARTICLE BOARD WITH 1.5MM LAMINATION)
WF	GM	GLASS MOSAIC TILE (20MMX20MMX4MM)

	TAG	CEILING FINISH
CF	AP	ACRYLIC EMULSION PAINT
CF	GBD	GBI BOUND DISTEMPER
CF	WP	CEMENT BASED 2MM THICK WALL PUTTY
CF	GP	GYPSUM BOARD FALSE CEILING WITH COVE LIGHT ALONG WALL PERIMETER
CF	CS	CALCIUM SILICATE FALSE CEILING (AS PER CPWD SPECIFICATION)
CF	MT	600MMX 600MM MINERAL FIBRE BOARD (FBF) FALSE CEILING
CF	MT-0.5	600MMX 600MM MINERAL FIBRE BOARD (FBF) FALSE CEILING (0.5 N.R.C)
CF	MB	600MMX 600MM X 0.9 METAL GRID OF FALSE CEILING
CF	AL	300MMX 1200MM ALUMINIUM LAY IN PANEL FALSE CEILING
CF	AL-PE	300MMX 1200MM ALUMINIUM PERFORATED) LAY IN PANEL FALSE CEILING
CF	ACO	ACOUSTIC WOOD WOOL/PERFORATED RYPS /54
CF	CT	PATENT CURTAIN TRACK
CF	ABB	600MMX 600MM ANTI BACTERIAL BIO GUARD GYPSUM TILE
CF	COM	CONSERVATION OF 12.5 MM DOUBLE LAYER GIPSUM BOARD (38%) AND 60MMX 600MM MINERAL FIBRE TILE (93% WITH MIN NRC 0.7) GRID CEILING
CF	WFC	WAFFLE FALSE CEILING

LARSEN & TOUBRO LIMITED
L&T Construction - Chennai

PROOF CONSULTANT :

0	ISSUED FOR CONSTRUCTION			MBL	20.10.20	MBL	21.10.20	AK	22.10.20
ISSUE	DESCRIPTION			DRAWN		CHECKED		APPROVED	
REVISIONS									

CHECKED BY	INITIAL	DATE	DESIGNED BY	INITIAL	DATE	CHECKED BY	INITIAL	DATE
ARCHITECTURE			ARC			SIR		
CIVIL & STRUCTURAL			STR			SYSTEMS		
ELECTRICAL			PHE/FP			MEP		
H & V SYSTEMS			PHE					

CLIENT :

BMSICL — BIHAR MEDICAL SERVICES AND INFRASTRUCTURE CORPORATION LIMITED

MANAGER (P) :	DGM (D) :
DGM (P) :	GM (P & D) :
GM (P) :	CGM (P) :
DESIGN CONSULTANTS (BMSICL) : SURESH GOEL AND ASSOCIATES, DELHI	SIGNATURE

EPC CONTRACTORS :

L&T Construction — Buildings & Factories

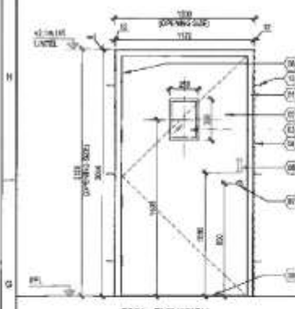
PROJECT :

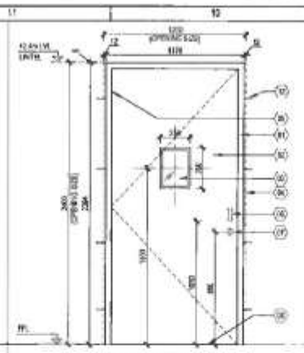
REDEVELOPEMENT OF PATNA MEDICAL COLLEGE AND HOSPITAL (PMCH) AT PATNA, BIHAR

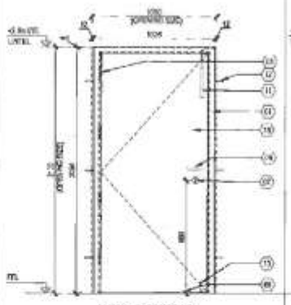
Job No. 021419	BUILDING NAME/S : CENTRAL UTILITY BLOCK
	DRAWING TITLE : FLOOR FINISH
	DRAWING NUMBER : 021419-A-HP-07-WD-0803
SCALE: NA	SHEET SIZE: A1 — REVISION NO: 0

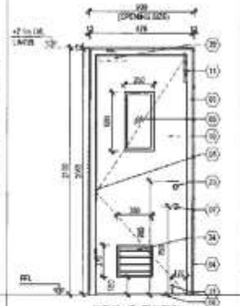
RELEASED FOR: ☐ PRELIMINARY ☐ DESIGN ☐ INFORMATION ☐ APPROVAL ☑ CONSTRUCTION

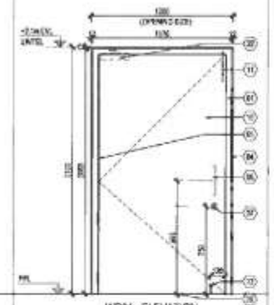
This drawing is the property of L&T Construction, EMF-EDRC and must not be passed on to any person or body not authorised by us to receive it nor be copied or otherwise made use either in full or in part by such person or body without our prior permission in writing.

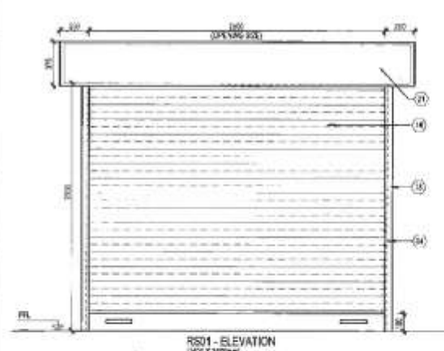




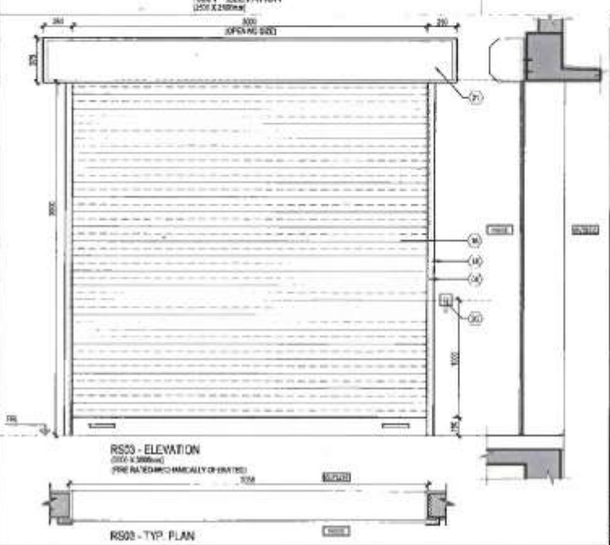


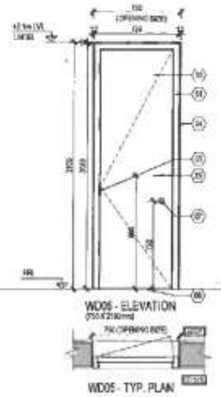


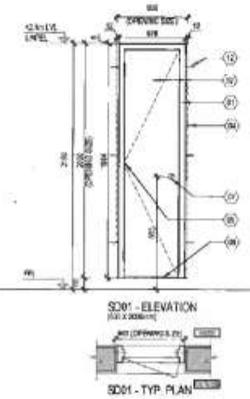


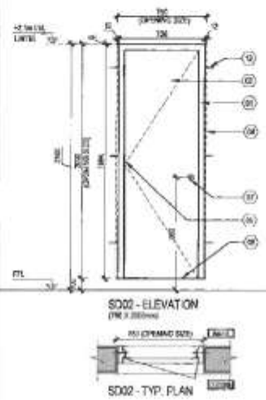


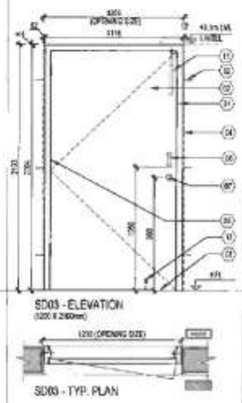


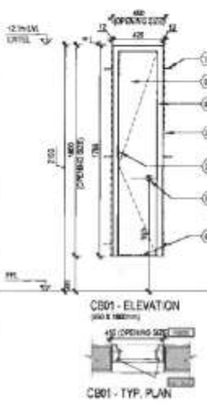












GENERAL NOTES

1. ALL DIMENSIONS ARE IN MILLIMETER & LEVELS IN METERS.
2. THIS DRAWING READ ON CONJUNCTION WITH ALL WOODEN PLAN, ELEVATION , SECTIONS -021419-A-HP-08-WD-0001 TO 0011.
3. HARDWARE SHOWN IN THIS DRAWING ARE INDICATIVE ONLY.
4. EXACT NO. OF OPENING SHALL TO BE MEASURED AT SITE BEFORE MANUFACTURING.
5. FOR ALUMINIUM CORNER SECTION DETAILS REFER VENDOR SHOP DRAWINGS.
6. ALL DIMENSIONS SHALL BE VERIFIED AT SITE PRIOR TO START OF WORK. DISCREPANCIES IF ANY SHALL BE BROUGHT TO THE NOTICE OF THE ARCHITECT.
7. THIS DRAWING IS TO BE READ AND NOT TO BE SCALED.
8. LABEL & SILL HEIGHTS TO BE CO-ORDINATED AT SITE BEFORE EXECUTION IF ANY DISCREPANCIES TO BE BROUGHT TO THE NOTICE OF THE ARCHITECT.
9. SHOP DRAWINGS TO BE PREPARED AND SUBMITTED FOR APPROVAL BEFORE MANUFACTURING CLEARANCE.
10. MOCK UP / PROTOTYPES TO BE APPROVED AS PER APPROVED SHOP DRAWINGS BEFORE MANUFACTURING.
11. FOR HARDWARE SCHEDULE REFER DRG. NO. 021419-A-HP-08-IE-0026.


PROOF CONSULTANT :

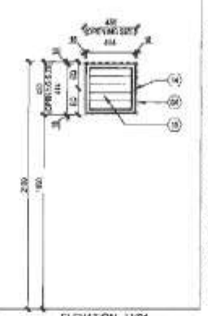
L&T Construction - Chennai

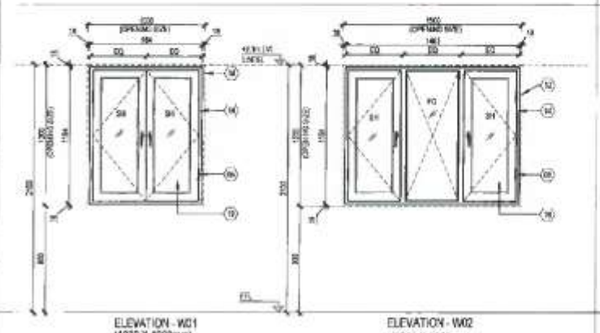
REV NO.	DESCRIPTION	DATE	DRAWN	CHECKED	APPROVED
0	ISSUED FOR CONSTRUCTION	30.12.21	SSL 30.12.21	AR 30.12.21	MSH 30.12.21

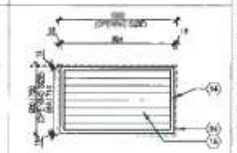
REVISIONS

CHECKED BY	SIGN	DATE	CHECKED BY	SIGN	DATE	CHECKED BY	SIGN	DATE
ARCHITECTURE			SSRC			GS		
STRUCTURAL			RPS			KSOOTOS		
ELECTRICAL			APVM			VHT		
ELV SYSTEM			PNE					









KEYNOTES

01. DOOR FRAME AS PER SPEC.
02. DOOR SHUTTER AS PER SPEC.
03. MS DOP PLATE - CLEAR TOUGHENED INTERLAYER FIRE RATING OF 30MIN
04. PLASTER AS PER SPEC.
05. SS BALL BEARING HINGES
06. DOOR HANDLE
07. MORTICE CUM CYLINDRICAL LOCK WITH KEYPIKEE
08. UNDERCUT - 5MM
09. ACRYLIC BEADED PANEL WITH PAINT FINISH
10. PLY FINISH SHUTTER
11. TOWER BOLT
12. ANCHOR FASTENER / CLAMPS
13. DOOR STOPPER
14. POWDER COATED ALUMINIUM FRAME
15. 6MM THICK TOUGHENED GLASS SLATS FIXED WITH ALUMINIUM BORDER AS PER SPEC APPROVED
16. ROLLING SHUTTER GUIDE CHANNEL AS PER SPEC.
17. ROLLING GRILL AS PER SPEC.
18. 6mm THK GLASS
20. PULL D HANDLE
21. GLAZIER CORNER
22. DOOR CLOSER
23. ALDROP
24. ALUMINIUM LOUVRE
25. LATCH

SCHEDULE OF JOINERY :

021419-REDEVELOPEMENT OF PATNA MEDICAL COLLEGE AND HOSPITAL (PMCH) AT PATNA, BIHAR
MLCP-1
JOINERY SCHEDULE

Material Legend
HM - Hollow Metal Architrave
SD - Steel Door
RS - Rolling Shutter
AL - Aluminium framed Aluminium louver
WD -Wooden flush door
FD - Fire Rated Steel Door
CB - Cement board panel door

Finish Legend
P - Painting(colour as approved)
A - Anodisation(colour as approved)
PC - Powder Coated Aluminium

S.No	Door/ Window/ Tag	Door/ Window/ Material	Wall Opening Size		Casement Size		Finish	Shutter Thickness	Single leaf/Double leaf(SL/ DL-EQUIN EQI	Hardware set	Fire Rating (in hours)	Qty	Location	Description
			Width	Height	Width	Height								
1	FD01	HM	1200	2100	1170	2054	PC	-	SL	1	2	4	Fire Control Room, Refuge Room, Elec Room & LMR	Hollow metal framed steel fire rated flush door.
2	FD02	HM	1200	2400	1170	2354	PC	-	SL	1	2	2	Transformer Room	Hollow metal framed steel fire rated flush door.
3	WD02	WD	1050	2100	1020	2054		30	SL	6	-	1	Toilet	Aluminium framed wooden flush door.
4	WD03	WD	900	2100	870	2054		30	SL	5	-	2	Toilet entry door	Aluminium framed wooden flush door.
5	WD04	WD	1200	2100	1170	2054		30	SL	5	-	1	Rest room	Aluminium framed wooden flush door.
6	WD05	WD	750	2100	726	2054		30	SL	8	-	2	WC Door	Aluminium framed wooden flush door.
7	RS01	RS	2500	2100	-	-	P	-	-	-	-	7	Shop - 2,3,4,5,6,7,9	M.S. Rolling shutter of partly grilled and partly panelled shutter(manual)
8	RS02	RS	3000	2100	-	-	P	-	-	-	-	2	Shop - 1,8	M.S. Rolling shutter of partly grilled and partly panelled shutter(manual).
9	RS03	RS	3000	3000	-	-	P	-	-	-	3	3	Transformer Room	M.S. Rolling shutter of partly grilled and partly panelled shutter(Mechanically Operated)
10	SD01	SD	600	2000	576	1954	P	40	SL	9	-	28	Elec Shaft in all floors	Pressed steel framed steel casement door.
11	SD02	SD	750	2000	726	1954	P	40	SL	9	-	27	ELV Shaft in all floors, Below ramp in Ground floor (RWH Tank)	Pressed steel framed steel casement door.
12	SD03	SD	1200	2100	1170	2054	P	40	SL	5	-	4	Staircase 1 & 2 in Terrace floor	Pressed steel framed steel casement door.
13	CB01	CB	450	1530	426	1734	P	20	SL	9	-	129	PHE - RWH shafts	Pressed steel framed cement board panel door with paint finish on both sides.
14	LV01	AL	450	450	414	414	PC	-	-	-	-	5	Fire command room/Toilet/Terrace Elec room, Male toilet & Female toilet	Aluminium framed louvered ventilator with glass louvers
15	LV02	AL	3500	1600	3464	964	PC	-	4 EQ	-	-	3	Transformer Room	Aluminium framed louvered ventilator with glass louvers with 4 equal divisions.
16	LV03	AL	1000	600	964	564	PC	-	-	-	-	9	Terrace-Lift lobby, LMR, Staircase-1 & 2 in Ground floor RWH tank	Aluminium framed louvered ventilator with glass louvers
17	LV04	AL	1000	750	964	714	PC	-	-	-	-	74	Staircase from 1st to Terrace floor	Aluminium framed louvered ventilator with glass louvers
18	W01	AL	3000	1200	964	1164	PC	-	2 EQ	-	-	3	Shop - 1 & 8	Aluminium framed single glazed window of 2 equal divisions with 2 openable shutter.
19	W02	AL	1500	1200	1464	1164	P	-	3 EQ	-	-	2	Rest room	Aluminium framed single glazed window of 3 equal divisions with 3 openable shutter.

CLIENT :

BMSICL — BIHAR MEDICAL SERVICES AND INFRASTRUCTURE CORPORATION LIMITED

MANAGER (P) :	DGM (D) :
DGM (P) :	GM (P & D) :
GM (P) :	CGM (P) :
DESIGN CONSULTANTS (BMSICL) : SURESH GOEL AND ASSOCIATES, DELHI	SIGNATURE

EPC CONTRACTORS:

L&T Construction
Buildings & Factories

PROJECT :

REDEVELOPEMENT OF PATNA MEDICAL COLLEGE AND HOSPITAL (PMCH) AT PATNA, BIHAR

Job No: O21419	BL LOVING NAME: MLCP - 01
	DRAWING TITLE: JOINERY PROFILE & SCHEDULE
	DRAWING NUMBER: O21419-A-HP-08-WD-0022
SCALE: As indicated	SHEET SIZE: A1 REVISION NO: 0

ISSUED FOR: ☐ PRELIMINARY ☐ TENDER ☐ INFORMATION ☐ APPROVAL ☒ CONSTRUCTION

This drawing is the property of L&T Construction ,B&F-EDRC and must not be passed on to any person or body not authorised by us to receive it nor be copied or otherwise misuse made use either in full or in part by such person or body without our prior permission in writing.

S.No	ROOM TAG	ROOM NAME	FLOORING Code	SKIRTING Code	WALL FINISH Code	CEILING FINISH Code
GROUND FLOOR						
1	00 - S - 01	DB - 1	FF-KO	-	WF-CT-1200 high + EP-BOC	CF-AP
2	-	SECURITY	FF-KO	-	WF-CT-1200 high + EP-BOC	CF-AD
3	00 - S - 02	FIRE COMMAND ROOM	FF-KO	-	EP-BOC	CF-AP
4	00 - T -01	DA TOILET	FF-ASCT	-	WF-CT*2100 high +EP-BOC	CF-AD
5	00 - L -01	LIFT LOBBY	FF-KO + FF-TT	-	WF-KO-BOFC	CF-CF-GP
6	00 - S - 03	DB - 2	FF-KO	-	WF-CT-BOC	CF-AP
7	00 - S - 04	DG ROOM	IPS	-	WF-EP	CF-AP
8	00 - S - 05	TRANSFORMERS ROOM	IPS	-	WF-EP	CF-AP
9	-	6.3M WIDE DRIVEWAY	FF-HF	-	WF-EP	CF-AD
10	-	5.4M WIDE DRIVEWAY	FF-HF	-	WF-EP	CF-AD
11	00 - ST - 01	STAIRCASE - 01	FF-KO	KO	EP-BOC	CF-AD
12	00 - ST - 02	STAIRCASE -02	FF-KO	KO	EP-BOC	CF-AD
13	00 - T - 02	MALE TOILET	FF - ASCT	-	WF-CT-2100 high +EP	CF - AD
14	00 - T - 03	FEMALE TOILET	FF - ASCT	-	WF-CT-2100 high +EP	CF - AD
15	00 - R - 10	REST ROOM	FF - KO	-	WF-CT-1200 high + EP-BOC	CF - AD
FIRST FLOOR						
3	01 - S - 01	DB - 1	FF-KO	-	WF-CT-1200 HIGH + EP-BOC	CF-AP
8	01 - L - 01	LIFT LOBBY	FF-KO	-	WF-KO-BOFC	CF-CF-GP
17	01 - S - 02	DB - 2	FF-KO	-	WF-CT-1200 HIGH + EP-BOC	CF-AP
23	-	6.3M WIDE DRIVEWAY	FF-HF	-	WF-EP	CF-AD
24	-	5.4M WIDE DRIVEWAY	FF-HF	-	WF-EP	CF-AD
25	01 - ST - 01	STAIRCASE - 01	FF-KO	KO	EP-BOC	CF-AD
26	01 - ST - 02	STAIRCASE - 02	FF-KO	KO	EP-BOC	CF-AD
TYPICAL FLOOR (2, 3, 4, 5, 6, 7, 9, 10 & 11TH FLOORS)						
1	02 - S - 01	DB - 1	FF-HF	-	WF-CT-1200 high + EP-BOC	CF-AP
2	02 - L - 01	LIFT LOBBY	FF-KO	-	WF-KO-BOFC	CF-CF-GP
3	02 - S - 02	DB - 2	FF-KO	-	WF-CT-1200 high + EP-BOC	CF-AP
6	-	6.3M WIDE DRIVEWAY	FF-HF	-	WF-EP	CF-AD
7	-	5.4M WIDE DRIVEWAY	FF-HF	-	WF-EP	CF-AD
8	02 - ST - 01	STAIRCASE - 01	FF-KO	KO	EP-BOC	CF-AD
9	02 - ST - 02	STAIRCASE - 02	FF-KO	KO	EP-BOC	CF-AD
EIGHTH FLOOR						
1	08 - R - 04	REFUGE TERRACE	FF-HF	-	WF-CT-1200 high + EP-BOC	CF-AD

NOTE: FOR SPACES IN EIGHTH FLOOR APART FROM REFUGE AREA, TYPICALFLOOR AREA CAN BE REFERRED.

* ALL MATERIALS SHALL BE AS PER SPECIFICATION.
* PAINT SHADE & COLOUR TO BE CONFIRMED AS PART OF FINISHES MOCK-UP ACTIVITY.
* ALL THRESHOLD TO BE CONSIDERED AS KOTA STONE.

S.No	ROOM TAG	ROOM NAME	FLOORING Code	SKIRTING Code	WALL FINISH Code	CEILING FINISH Code
TERRACE FLOOR						
1	T - S - 01	ELECTRICAL ROOM	FF-KO	-	WF-CT-1200 high + EP-BOC	CF-AP
2	T - R - 01	TERRACE	FF-HF	-	WF-EP	CF-AD
3	T - ST - 01	STAIRCASE - 01	FF-KO	KO	EP-BOC	CF-AD
4	T - ST - 02	STAIRCASE - 02	FF-KO	KO	EP-BOC	CF-AD
5	T - S - 02	DB	FF - KO	-	WF-CT-1200 high + EP-BOC	CF-AD
6	L - S - 01	LIFT MACHINE ROOM	FF-KO	-	EP-BOC	CF-AP
RAMP - ALL FLOORS						
1	-	RAMP	FF-HF*	-	WF-EP	CF-AD

S.No.	FLOOR FINISH	FLOOR FINISH	WALL FINISH	DESCRIPTION
1	FF-ASCT	Anti-skid ceramic floor tile main toilet 600mm x 600mm)	WF-EP	Enamel Paint (As per CPWD specification)
2	FF-KO	25mm thick 580mm X 580mm Kota Stone (staircase full length & rest of the area as per specification)	WF-CT	300mm X 600mm Ceramic Tile (Main toilet 300mm X 600mm)
3	FF-HF	Hardonite Flooring with vacuum dewatering process (Chemical Hardonite Flooring)	WF-KO	25mm thick Kota stone on dado / skirting
4	FF-HF*	Hardonite flooring with vacuum dewatering process (chemical hardonite flooring) with broom finish		
5	FF-CT	CERAMIC TILE (600MM X 600MM)		
6	IPS	IPS Flooring as per spec.		
7	FF-TT	300 x 300mm Tactile tile		

CEILING FINISH	DESCRIPTION
CF-AP	Acrylic emulsion Paint
CF-AD	AcrylicDistemper
CF-GP	Gypsum board false ceiling with cove light along wall parameter
CF-CS	Calcium Silicate false ceiling (As per CPWD specification)

LEGEND:
BOC - BOTTOM OF CEILING
BOFC - BOTTOM OF FLOOR CEILING

EXTERNAL FINISH	
1	TERRACOTTA SLATS CLADDING - AS PER RFP DRG INTENT.
2	SAND STONE CLADDING - DRY FIXING - AS PER RFP DRG INTENT.
3	GRC JALLI - AS PER RFP DRG INTENT.
4	RCC SURFACE FINISHED WITH SILICON COATING & EXTERIOR GRADE ACRYLIC EMULSION PAINT -AS PER DRG INTENT.

REV.NO.	DESCRIPTION	DESIGNED	DRAWN	CHECKED	APPROVED
0	ISSUED FOR CONSTRUCTION	SJL 15.03.22	SJL 15.03.22	AA 16.03.22	VGH 17.03.22

REVISIONS

CLIENT: BMSICL BIHAR MEDICAL SERVICES AND INFRASTRUCTURE CORPORATION LIMITED

MANAGER (P): DGM (D):

DGM (P): GM (P & D):

GM (P): CGM (P):

DESIGN CONSULTANTS (BMSICL): SURESH GOEL AND ASSOCIATES, DELHI — SIGNATURE

EPC CONTRACTORS: L&T Construction — Buildings & Factories

PROJECT: REDEVELOPEMENT OF PATNA MEDICAL COLLEGE AND HOSPITAL (PMCH) AT PATNA, BIHAR

PROOF CONSULTANT:

Job No: O21419

BUILDING NAME: MLCP-01

DRAWING TITLE: FINISHING SCHEDULE

DRAWING NUMBER: O21419-A-HP-08-FS-0025

SCALE: NA | SHEET SIZE: A3 | REVISION NO: 0

RELEASED FOR: ☐ PRELIMINARY ☐ TENDER ☐ INFORMATION ☐ APPROVAL ☑ CONSTRUCTION

This drawing is the property of L&T Construction, B&F-EDRC and must not be passed on to any person or body not authorised by us to receive it nor be copied or otherwise made use either in full or in part by such person or body without our prior permission in writing.

L&T Construction
Buildings & Factories

MLCP 01

Material Legend:
SD - STEEL DOOR
FD - FIRE RATED DOOR
WD - WOODEN DOOR

LOUVER LEGEND - 450 X 200mm
VISION PANEL - 250 X 350mm

FINISH LEGEND
P - Paint Finish
L - Laminate
PC - Powder coated

FLOOR	ROOM No.	ROOM NAME	DOOR TAG	DOOR / WINDOW / ROLLING SHUTTER WIDTH	DOOR / WINDOW / ROLLING SHUTTER HEIGHT	SHUTTER THICKNESS (mm)	SILL	Qty (nos)	V F / O L	LOUVER	FINISH	HARDWARE SET	BALL BEARING BUTT HINGES PER SHUTTER	DROP ARM/OP	MORTISE LOCK WITH KEY HOLE	DOOR HANDLE	MORTISE CYLINDRICAL LOCK	CYLINDRICAL LOCK	TOWER BOLT VERTICAL	DOOR STOPPER	MORTISE DOME LOCK	DESCRIPTION
GROUND FLOOR																						
00	00-ST-01	STAIRCASE - 01	SD03	1200	3100	40	0	1	-	-	P	HS-1	4	1	-	1	-	-	1	1	1	Pressed steel framed steel casement door as per specs approved.
00	00-ST-01	STAIRCASE - 01	LV01	1000	600		450	1	-	-	PC	-	-	-	-	-	-	-	-	-	-	Powder coated Aluminium framed louvered ventilator with 4mm thk ground glass slats fixed with CP brass /stainless steel screws as per spec approved
00	00-ST-01	STAIRCASE - 01	LW01	1000	600		1800	1	-	-	PC	-	-	-	-	-	-	-	-	-	-	Powder coated Aluminium framed louvered ventilator with 4mm thk ground glass slats fixed with CP brass /stainless steel screws as per spec approved
00	00-ST-02	STAIRCASE - 02	SD03	1200	2900	40	0	1	-	1	P	HS-3	4	1	-	1	-	-	1	1	1	Pressed steel framed steel casement door as per specs approved as per specs approved.
00	00-ST-02	STAIRCASE - 02	LW03	1000	600		450	1	-	-	PC	-	-	-	-	-	-	-	-	-	-	Powder coated Aluminium framed louvered ventilator with 4mm thk ground glass slats fixed with CP brass /stainless steel screws as per spec approved
00	00-ST-02	STAIRCASE - 02	LW03	1000	600		1650	1	-	-	PC	-	-	-	-	-	-	-	-	-	-	Powder coated Aluminium framed louvered ventilator with 4mm thk ground glass slats fixed with CP brass /stainless steel screws as per spec approved
00	00-S-00	FIRE COMMAND ROOM	FD01	1200	2100		0	1	1	-	P	HS-1	4	-	-	1	1	-	1	-		Hollow metal framed steel fire rated flush door as per specs approved.
00	00-S-00	FIRE COMMAND ROOM	LV01	450	450		-	1	-	-	PC	-	-	-	-	-	-	-	-	-	-	Powder coated Aluminium framed louvered ventilator with 4mm thk ground glass slats fixed with CP brass /stainless steel screws as per spec approved
00	00-T-01	DA TOILET	WD01	1050	2100	33	0	1	-	-	B	HS-8	4	1	1	-	-	1	1	-	-	Aluminium framed wooden flush door as per specs approved.
00	00-S-05	TRANSFORMER ROOM	FD02	1200	2400		0	2	1	-	P	HS-1	4	-	-	1	-	-	-	-	1	Hollow metal framed steel fire rated flush door as per specs approved.
00	-	RAIN WATER HARVESTING TANK	LV05	1000	600		2000	1	-	-	PC	-	-	-	-	-	-	-	-	-	-	Powder coated Aluminium framed louvered ventilator with 4mm thk ground glass slats fixed with CP brass /stainless steel screws as per spec approved
00	00-SH-301	ELECTRICAL SHAFT	SD01	600	2000	40	100	1	-	-	P	HS-9	3	-	-	-	-	-	-	-	1	Pressed steel framed steel casement door as per specs approved.
00	00-SH-302	ELECTRICAL SHAFT	SD01	600	2000	40	100	1	-	-	P	HS-9	3	-	-	-	-	-	-	-	1	Pressed steel framed steel casement door as per specs approved.
00	00-SH-402	ELV SHAFT	SD02	750	2000	40	100	1	-	-	P	HS-9	3	-	-	-	-	-	-	-	1	Pressed steel framed steel casement door as per specs approved.
00	00-SH-401	ELV SHAFT	SD02	750	2000	40	100	1	-	-	P	HS-9	3	-	-	-	-	-	-	-	1	Pressed steel framed steel casement door as per specs approved.
00	00-S-05	TRANSFORMER ROOM	RS01	3000	3000	-	-	2	-	-	-	-	-	-	-	-	-	-	-	-	-	W.S. Rolling shutter of partly grilles and partly paneled shutter-(Mechanically Operated).
00	00-R-01	SHOP-1	RS02	3000	2100	-	-	1	-	-	-	-	-	-	-	-	-	-	-	-	-	W.S. Rolling shutter (manual) as per specs approved
00	00-R-02	SHOP-2	RS01	2800	2100	-	-	1	-	-	-	-	-	-	-	-	-	-	-	-	-	W.S. Rolling shutter (manual) as per specs approved
00	00-R-03	SHOP-3	RS01	2300	2100	-	-	1	-	-	-	-	-	-	-	-	-	-	-	-	-	W.S. Rolling shutter (manual) as per specs approved
00	00-R-04	SHOP-4	RS01	2300	2100	-	-	1	-	-	-	-	-	-	-	-	-	-	-	-	-	W.S. Rolling shutter (manual) as per specs approved
00	00-R-05	SHOP-5	RS01	2300	2100	-	-	1	-	-	-	-	-	-	-	-	-	-	-	-	-	W.S. Rolling shutter (manual) as per specs approved
00	00-R-06	SHOP-6	RS01	2300	2100	-	-	1	-	-	-	-	-	-	-	-	-	-	-	-	-	W.S. Rolling shutter (manual) as per specs approved
00	00-R-07	SHOP-7	RS01	2300	2100	-	-	1	-	-	-	-	-	-	-	-	-	-	-	-	-	W.S. Rolling shutter (manual) as per specs approved
00	00-R-08	SHOP-8	RS02	3000	2100	-	-	1	-	-	-	-	-	-	-	-	-	-	-	-	-	W.S. Rolling shutter (manual) as per specs approved
00	00-R-09	SHOP-9	RS01	2300	2100	-	-	1	-	-	-	-	-	-	-	-	-	-	-	-	-	W.S. Rolling shutter (manual) as per specs approved
00	00-R-01	SHOP-1	WD1	1000	1200	-	-	1	-	-	PC	-	-	-	-	-	-	-	-	-	-	Powder coated Aluminium framed single glazed window of 2 equal divisions with operable shutter
00	00-R-06	SHOP-6	WD1	1000	1200	-	-	1	-	-	PC	-	-	-	-	-	-	-	-	-	-	Powder coated Aluminium framed single glazed window of 2 equal divisions with operable shutter
00	00-R-08	SHOP-8	WD1	1000	1200	-	-	1	-	-	PC	-	-	-	-	-	-	-	-	-	-	Powder coated Aluminium framed single glazed window of 2 equal divisions with operable shutter
00	00-T-01	DA TOILET	LV01	450	450	-	-	1	-	-	PC	-	-	-	-	-	-	-	-	-	-	Powder coated Aluminium framed louvered ventilator with 4mm thk ground glass slats fixed with CP brass /stainless steel screws as per spec approved
00	00-T-02	MALE TOILET	WD01	900	1200	30	0	1	-	-		HS-8	4	1	1	-	-	1	1	-		Aluminium framed wooden flush door as per specs approved.
00	00-T-02	FEMALE TOILET	WD01	900	1200	30	0	1	-	-		HS-8	4	1	1	-	-	1	1	-		Aluminium framed wooden flush door as per specs approved.
00	00-R-10	REST ROOM	WD01	1200	2100	30	0	1	-	-		HS-8	4	-	1	1	-	-	-	-		Aluminium framed wooden flush door as per specs approved.
00	00-T-03	MALE TOILET	WD05	750	2100	30	0	1	-	-		HS-8	4	-	1	-	-	-	-	-		Aluminium framed wooden flush door as per specs approved.
00	00-T-03	FEMALE TOILET	WD05	750	2100	30	0	1	-	-		HS-8	4	-	1	-	-	-	-	-		Aluminium framed wooden flush door as per specs approved.
00	00-T-03	MALE TOILET	LV01	450	450	-	-	1	-	-	PC	-	-	-	-	-	-	-	-	-	-	Powder coated Aluminium framed louvered ventilator with 4mm thk ground glass slats fixed with CP brass /stainless steel screws as per spec approved
00	00-T-03	FEMALE TOILET	LV01	450	450	-	-	1	-	-	PC	-	-	-	-	-	-	-	-	-	-	Powder coated Aluminium framed louvered ventilator with 4mm thk ground glass slats fixed with CP brass /stainless steel screws as per spec approved
00	00-R-10	REST ROOM	WD2	1200	1200	-	-	2	-	-	PC	-	-	-	-	-	-	-	-	-	-	Powder coated Aluminium framed single glazed window of 2 equal divisions with operable shutter
00		RAIN WATER DOWN TAKE SHAFTS	CB01	450	1800	20	300	10	-	-	P	HS-2	3	-	-	-	-	-	-	-	1	Pressed steel framed cement board panel door with paint finish on both sides
FIRST FLOOR																						
01	01-ST-01	STAIRCASE - 01	LV04	1000	750		1300	1	-	-	PC	-	-	-	-	-	-	-	-	-	-	Powder coated Aluminium framed louvered ventilator with 4mm thk ground glass slats fixed with CP brass /stainless steel screws as per spec approved
01	01-ST-02	STAIRCASE - 02	LV04	1000	750		1260	1	-	-	PC	-	-	-	-	-	-	-	-	-	-	Powder coated Aluminium framed louvered ventilator with 4mm thk ground glass slats fixed with CP brass /stainless steel screws as per spec approved
01	01-SH-301	ELECTRICAL SHAFT	SD01	600	2000	40	100	1	-	-	P	HS-9	3	-	-	-	-	-	-	-	1	Pressed steel framed steel casement door as per specs approved.
01	01-SH-302	ELECTRICAL SHAFT	SD01	600	2000	40	100	1	-	-	P	HS-9	3	-	-	-	-	-	-	-	1	Pressed steel framed steel casement door as per specs approved.
01	01-SH-401	ELV SHAFT	SD02	750	2000	40	100	1	-	-	P	HS-9	3	-	-	-	-	-	-	-	1	Pressed steel framed steel casement door as per specs approved.
01	01-SH-402	ELV SHAFT	SD02	750	2000	40	100	1	-	-	P	HS-9	3	-	-	-	-	-	-	-	1	Pressed steel framed steel casement door as per specs approved.
01	-	TRANSFORMER ROOM	LV02	4500	1200	-	-	3	-	-	PC	-	-	-	-	-	-	-	-	-	-	Powder coated Aluminium framed louvered ventilator with 4 equal division, with 4mm thk ground glass slats fixed with CP brass /stainless steel screws as per spec approved
01		RAIN WATER DOWN TAKE SHAFTS	CB01	450	1800	20	300	7	-	-	P	HS-9	3	-	-	-	-	-	-	-	1	Pressed steel framed cement board panel door with paint finish on both sides
TYPICAL FLOOR - 2, 3, 4, 5, 6, 7, 8, 10 & 11TH FLOORS																						
02	02-ST-01	STAIRCASE - 01	LV04	1000	750		1300	1	-	-	PC	-	-	-	-	-	-	-	-	-	-	Powder coated Aluminium framed louvered ventilator with 4mm thk ground glass slats fixed with CP brass /stainless steel screws as per spec approved
02	02-ST-02	STAIRCASE - 02	LV04	1000	750		1300	1	-	-	PC	-	-	-	-	-	-	-	-	-	-	Powder coated Aluminium framed louvered ventilator with 4mm thk ground glass slats fixed with CP brass /stainless steel screws as per spec approved
02	02-SH-301	ELECTRICAL SHAFT	SD01	600	2000	40	100	1	-	-	P	HS-9	3	-	-	-	-	-	-	-	1	Pressed steel framed steel casement door as per specs approved.
02	02-SH-302	ELECTRICAL SHAFT	SD01	600	2000	40	100	1	-	-	P	HS-9	3	-	-	-	-	-	-	-	1	Pressed steel framed steel casement door as per specs approved.
02	02-SH-401	ELV SHAFT	SD02	750	2000	40	100	1	-	-	P	HS-9	3	-	-	-	-	-	-	-	1	Pressed steel framed steel casement door as per specs approved.
02	02-SH-402	ELV SHAFT	SD02	750	2000	40	100	1	-	-	P	HS-9	3	-	-	-	-	-	-	-	1	Pressed steel framed steel casement door as per specs approved.
02		RAIN WATER DOWN TAKE SHAFTS	CB01	450	1800	20	300	10	-	-	P	HS-9	3	-	-	-	-	-	-	-	1	Pressed steel framed cement board panel door with paint finish on both sides
8th FLOOR																						
08	08-ST-01	STAIRCASE - 01	LV04	1000	750		1300	1	-	-	PC	-	-	-	-	-	-	-	-	-	-	Powder coated Aluminium framed louvered ventilator with 4mm thk ground glass slats fixed with CP brass /stainless steel screws as per spec approved
08	08-ST-02	STAIRCASE - 02	LV04	1000	750		1300	1	-	-	PC	-	-	-	-	-	-	-	-	-	-	Powder coated Aluminium framed louvered ventilator with 4mm thk ground glass slats fixed with CP brass /stainless steel screws as per spec approved
08	08-R-01	REFUGE TERRACE	FD01	1200	2100		0	1	1	-	P	HS-1	4	-	-	1	1	-	-	-		Hollow metal framed steel fire rated flush door as per specs approved.
08	08-SH-301	ELECTRICAL SHAFT	SD01	600	2000	40	100	1	-	-	P	HS-9	3	-	-	-	-	-	-	-	1	Pressed steel framed steel casement door as per specs approved.
08	08-SH-302	ELECTRICAL SHAFT	SD01	600	2000	40	100	1	-	-	P	HS-9	3	-	-	-	-	-	-	-	1	Pressed steel framed steel casement door as per specs approved.
08	08-SH-401	ELV SHAFT	SD02	750	2000	40	100	1	-	-	P	HS-9	3	-	-	-	-	-	-	-	1	Pressed steel framed steel casement door as per specs approved.
08	08-SH-402	ELV SHAFT	SD02	750	2000	40	100	1	-	-	P	HS-9	3	-	-	-	-	-	-	-	1	Pressed steel framed steel casement door as per specs approved.
08		RAIN WATER DOWN TAKE SHAFTS	CB01	450	1800	20	300	10	-	-	P	HS-9	3	-	-	-	-	-	-	-	1	Pressed steel framed cement board panel door with paint finish on both sides

L&T Construction
Buildings & Factories

MLCP 01

Material Legend:
SD - STEEL DOOR
FD - FIRE RATED DOOR
WD - WOODEN DOOR

LOUVER LEGEND - 450 X 200mm
VISION PANEL - 250 X 350mm

FINISH LEGEND
P - Paint Finish
L - Laminate
PC - Powder coated

FLOOR	ROOM No.	ROOM NAME	DOOR TAG	DOOR / WINDOW / ROLLING SHUTTER WIDTH	DOOR / WINDOW / ROLLING SHUTTER HEIGHT	SHUTTER THICKNESS (mm)	SILL	Qty (nos)	V F / O L	LOUVER	FINISH	HARDWARE SET	BALL BEARING BUTT HINGES PER SHUTTER	DROP ARM/OP	MORTISE LOCK WITH KEY HOLE	DOOR HANDLE	MORTISE CYLINDRICAL LOCK	CYLINDRICAL LOCK	TOWER BOLT VERTICAL	DOOR STOPPER	MORTISE DOME LOCK	DESCRIPTION
TERRACE FLOOR & LIFT MACHINE ROOM																						
T	T-ST-01	STAIRCASE - 01	SD03	1200	2100	40	0	1	-	-	P	HS-3	4	1	-	1	-	-	1	1	1	Pressed steel framed steel casement door as per specs approved.
T	T-ST-01	STAIRCASE - 01	LV04	1000	750		1300	1	-	-	PC	-	-	-	-	-	-	-	-	-	-	Powder coated Aluminium framed louvered ventilator with 4mm thk ground glass slats fixed with CP brass /stainless steel screws as per spec approved
T	T-ST-02	STAIRCASE - 02	SD03	1200	2100	40	0	1	-	-	P	HS-3	4	1	-	1	-	-	1	1	1	Pressed steel framed steel casement door as per specs approved.
T	T-ST-02	STAIRCASE - 02	LV04	1000	750		1300	1	-	-	PC	-	-	-	-	-	-	-	-	-	-	Powder coated Aluminium framed louvered ventilator with 4mm thk ground glass slats fixed with CP brass /stainless steel screws as per spec approved
T	T-S-01	ELECTRICAL ROOM	FD01	1200	2100		0	1	1	-	P	HS-1	4	-	-	1	1	-	-	-		Hollow metal framed steel fire rated flush door as per specs approved.
T	T-S-01	ELECTRICAL ROOM	LV01	1000	600		2000	1	-	-	PC	-	-	-	-	-	-	-	-	-	-	Powder coated Aluminium framed louvered ventilator with 4mm thk ground glass slats fixed with CP brass /stainless steel screws as per spec approved
T	T-SH-302	ELECTRICAL SHAFT	SD01	600	2000	40	100	1	-	-	P	HS-9	3	-	-	-	-	-	-	-	1	Pressed steel framed steel casement door as per specs approved.
L	L-S-01	LIFT MACHINE ROOM	FD01	1200	2100		0	1	1	-	P	HS-1	4	-	-	1	1	-	-	-		Hollow metal framed steel fire rated flush door as per specs approved.
L	L-S-01	LIFT MACHINE ROOM	LV01	1000	600		2000	3	-	-	PC	-	-	-	-	-	-	-	-	-	-	Powder coated Aluminium framed louvered ventilator with 4mm thk ground glass slats fixed with CP brass /stainless steel screws as per spec approved
T	T-L-01	LIFT LOBBY	LV01	1000	600		2100	1	-	-	PC	-	-	-	-	-	-	-	-	-	-	Powder coated Aluminium framed louvered ventilator with 4mm thk ground glass slats fixed with CP brass /stainless steel screws as per spec approved
T		RAIN WATER DOWN TAKE SHAFTS	CB01	450	1800	20	300	9	-	-	P	HS-9	3	-	-	-	-	-	-	-	1	Pressed steel framed cement board panel door with paint finish on both sides

NOTE

1. ALL DIMENSIONS ARE IN MILLIMETER & LEVELS IN METERS.
2. THIS DRAWING READ ON CONJUNCTION WITH ALL FLOOR PLAN, ELEVATION , SECTIONS. -021419-A-HP-08-WD-0001 TO 0011.
2. FOR JOINERY PROFILE & SCHEDULE REFER DRG NO 021419-A-HP-08-WD-0022.

L&T LARSEN & TOUBRO LIMITED
L&T Construction - Chennai

PROOF CONSULTANT :

REV NO	DESCRIPTION	DESIGNED	DRAWN	CHECKED	APPROVED
0	ISSUED FOR CONSTRUCTION	SJL 03.12.21	SJL 06.12.21	AA 10.12.21	VGH 10.12.21

REVISIONS

CLIENT : BMSICL BIHAR MEDICAL SERVICES AND INFRASTRUCTURE CORPORATION LIMITED

MANAGER (P) :
DGM (D) :
DGM (P) :
GM (P & D)
GM (P) :
CGM (P) :
DESIGN CONSULTANTS (BMSICL) : SURESH GOEL AND ASSOCIATES, DELHI
SIGNATURE
EPC CONTRACTORS: L&T Construction Buildings & Factories

PROJECT : REDEVELOPEMENT OF PATNA MEDICAL COLLEGE AND HOSPITAL (PMCH) AT PATNA, BIHAR

Job No: O21419
021419/021419-A-HP-08-JS-0026/0
BUILDING NAME: MLCP 01
DRAWING TITLE: HARDWARE SCHEDULE
DRAWING NUMBER: O21419-A-HP-08-JS-0026
SCALE: As Indicated
SHEET SIZE: A2
REVISION NO: 0
RELEASED FOR ☐ PRELIMINARY ☐ TENDER ☐ INFORMATION ☐ APPROVAL ☑ CONSTRUCTION

This drawing is the property of L&T Construction, BSF-EDRC and must not be passed on to any person or body not authorised by us to receive it nor be copied or otherwise made use either in full or in part by such person or body without our prior permission in writing.



PROOF CONSULTANT

REVISIONS								
CHECKED BY	D/CH	DATE	CHECKED BY	D/CH	DATE	CHECKED BY	D/CH	DATE
ARCHITECTURE			HVAC			GIS		
CIVIL & STRUCTURAL			FPS			GEOTECH		
ELECTRICAL			PHPHO			WET		
ELV SYSTEM			PHE					

CLIENT :

BIHAR MEDICAL SERVICES AND INFRASTRUCTURE CORPORATION LIMITED

MANAGER (P)	DGM (O)
DGM (P)	GM (P & D)
GM (P)	CGM (P)
DESIGN CONSULTANTS (BMSICL) : SURESH GOEL AND ASSOCIATES, DELHI	SIGNATURE

EPC CONTRACTORS :

L&T Construction
Buildings & Factories

PROJECT:

REDEVELOPEMENT OF PATNA MEDICAL COLLEGE AND HOSPITAL (PMCH) AT PATNA, BIHAR

JOB No : C21419	BUILDING NAME: MLCP-01
	DRAWING TITLE: PODIUM / GROUND FLOOR PLAN
	DRAWING NUMBER: C21419 - A - HP - 00 - WD - 0001
SCALE : As indicated	SHEET SIZE : A1 REVISION NO. : 0
RELEASED FOR : ☐ PRELIMINARY ☐ TENDER ☐ INFORMATION ☐ APPROVAL ☒ CONSTRUCTION	

REV/NO	DESCRIPTION	DESIGNED	DRAWN	CHECKED	APPROVED
0	REVISED AS PER PROVISIONAL APPROVAL FROM BSCA ON 30.10.21	S.G. 30.10.21	V.B.K. 31.10.21	AA 04.11.21	AA 04.11.21
B	REVISED AS PER BSCA COMMENTS	S.G. 24.11.21	V.B.K. 25.11.21	AA 29.11.21	V.G.H 27.11.21
A	ISSUED FOR CONSTRUCTION	S.G. 13.09.21	S.G. 15.09.21	AA 29.09.21	V.G.H 01.10.21

01 GROUND FLOOR
1 : 500
NO. OF CARS - 20 NOS

LEGEND:
FFL - FINISHED FLOOR LEVEL
TOC - TOP OF CONCRETE

CUTOUT LEGEND:
CUT OUT OR FLOOR SLAB

SUNKEN LEGEND
FLOOR SLAB TO BE SUNKEN

WALL LEGEND:
100mm PLASTER WALL
200mm AAC BLOCK WALL
125 mm AAC BLOCK WALL
RC WALL / RC COLUMN / RC MEMBERS

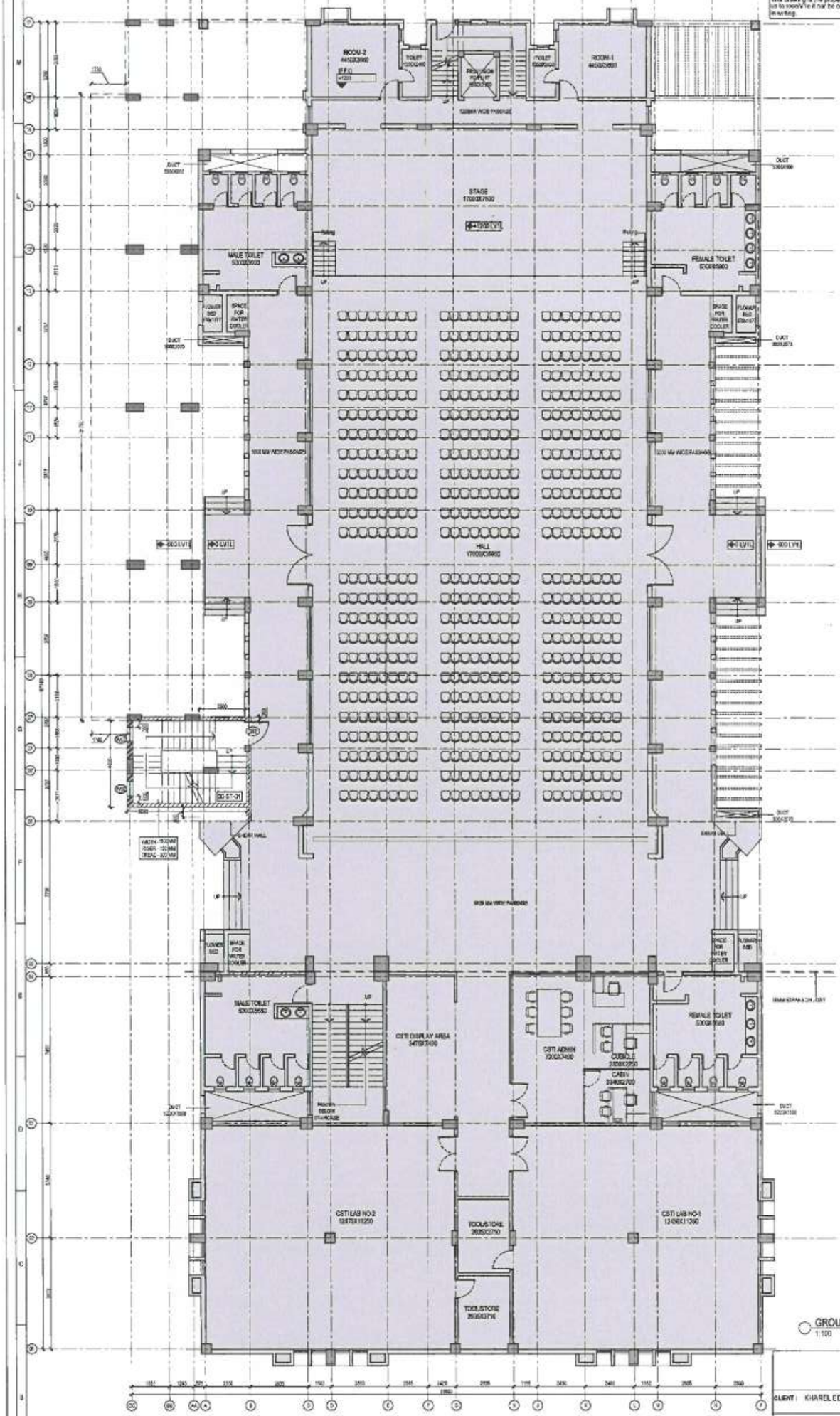
ROOM TYPE	DESCRIPTION
L	LIFT LOBBY
S	SERVICE ROOMS
T	TOILETS
R	OTHER ROOMS
ST	STAIRCASES

SHAFT NO	SHAFT TYPE
100	PHE
200	HVAC
300	ELECTRICAL
400	ELV
500	FEA

GENERAL NOTES :

01. ALL DIMENSIONS ARE IN MILLIMETERS & LEVELS IN METERS.
02. ±0.000 FFL REFERS TO 54.300 LEVEL AT SITE.
03. THIS DRAWING SHOULD BE READ IN CONJUNCTION WITH ALL THE FLOOR PLANS, ELEVATIONS & SECTIONS C21419-A-HP-00-WD-0001 TO 0011.
04. JOINERY SHOWN IN PLAN ARE INDICATIVE, REFER HARDWARE SCHEDULE TEMPLATE FOR DETAILS.
05. FOR JOINERY, STAIRCASE, RAMP DETAILS, LIFTS, TOILETS, WALL SECTIONS & FLOORING PATTERN DETAILS, DETAILS REFER SEPARATE DRAWINGS.
06. FOR STRUCTURAL, PUBLIC HEALTH ENGINEERING, HVAC, ELECTRICAL, AND FIRE FIGHTING DETAILS REFER APPROPRIATE SEPARATE DRAWINGS.
07. TRANSFORMERS / DG / AC OUTDOOR UNIT FOR DETAILS DETAIL REFER STRUCTURAL DRAWING.
08. ALL EXTERNAL WALLS SHOULD BE RCC FILLED LIFTS SHAFT OF 300MM (230+70)
09. LIFT WALL OPENING SIZES AND POSITIONING AS PER LIFT MANUFACTURER'S SPECIFICATION AND TO BE FOLLOWED AS PER THE APPROVED VENDOR DWG.
10. FOR TOILET DETAIL & REFER STANDARD DRAWING.
11. ALL DOOR BLOCK OUTSIDE INDICATED IN THIS DRAWING ARE TENTATIVE, REFER STRUCTURAL DRAWINGS FOR EXACT LOCATION.
12. ALL DIMENSIONS SHALL BE VERIFIED ON SITE PRIOR TO START OF WORK AND ANY DISCREPANCY SHALL BE BROUGHT TO THE NOTICE OF THE ARCHITECT AT SITE.
13. ANY DISCREPANCY NOTICED SHALL BE BROUGHT TO THE ATTENTION OF THE CONSULTANTS WITHIN 7 WORKING DAYS OF RECEIVING THE DRAWING, PRIOR TO PROCUREMENT / EXECUTION OF WORK.
14. THE RISER DETAILS SHOWN IN THE DRAWING ARE INDICATIVE ONLY. EXACT LOCATION AND TYPE TO BE REFERRED IN RESPECTIVE MEP DRAWINGS.
15. FRA SHAFT DOOR TO BE REFERRED IN FIRE FIGHTING DRGS.

This drawing is the property of L&T Construction , E&F-EDRC and must not be passed on to any person or body not authorised by us to receive it nor be copied or otherwise made use either in full or in part by such person or body without our prior permission in writing.



GROUND FLOOR DOOR SCHEDULE

ROOM TAG	ROOM NAME
G1-ST-01	STAIRCASE-1

GROUND FLOOR DOOR SCHEDULE

TAG	WIDTH	HEIGHT	COUNT
D1	900	2100	-
D2	1200	2400	1
D3	1000	2100	-
D4	750	2000	-

GROUND FLOOR WINDOW SCHEDULE

TAG	WIDTH	HEIGHT	SILL HEIGHT	COUNT
W2	1200	1500	1200	-
W3	750	1800	1200	3
V1	600	600	2100	-
V2	500	500	2100	-

NOTES

1. ALL DIMENSIONS ARE IN MILLIMETRES UNLESS OTHERWISE.
2. THIS DRAWING TO BE READ AND NOT SCALED.
3. FOR ALL ROOM FINISHES REFER ROOM DATA SHEETS (FINISHES SHEET).
4. ALL DIMENSIONS SHALL BE VERIFIED ON SITE PRIOR TO START OF WORK AND ANY DISCREPANCY SHALL BE REPORTED TO THE NOTICE OF THE ARCHITECT WITHIN 7 WORKING DAYS OF RECEIVING THIS DRAWINGS, PRIOR TO PROCUREMENT AND EXECUTION OF WORKS.
5. THIS DRAWING SHALL BE READ IN CONJUNCTION WITH ALL RELEVANT ARCHITECTURAL, STRUCTURAL AND MEP DRAWINGS.
6. THE LOCATION OF MEP FIXTURES SHALL BE ACCORDING TO THE DRAWINGS AND THE SAME SHALL BE CHECKED WITH THE RESPECTIVE DISCIPLINE DRAWINGS AND SITE.
7. THE SIZES AND DETAILS OF MEP FIXTURES SHOWN ARE INDICATIVE ONLY. FOR DETAILS REFER RESPECTIVE DISCIPLINE DRAWINGS.
8. FOR FLOOR PLANS OF SCALE 1:100 I.V., REFER DWG NO.

L&T Construction
Buildings & Factories

CLIENT : KHAREL EDUCATIONAL SOCIETY

CONSULTANT : Engineering Design and Research Center (EDRC), L&T Construction - Buildings & Factories

PROJECT: VTI

CONCEPT ARCHITECT :

SUPPLIER/ CONTRACTOR : Larsen & Toubro Limited, Construction, Buildings & Factories

JOB No :

	NAME	SIGN	DATE
DSGN	APA	Dept	19-04-22
DRWN	SR	Dsnr	20-04-22
CHKD	APA	Chkd	22-04-22
APPD	VYDH	Appd	25-04-22

TITLE: VTI
GROUND FLOOR PLAN

DRAWING No.

SCALE 1:100

SIZE A1 REV A

RELEASED FOR ☐ PRELIMINARY ☐ TENDER ☐ INFORMATION ☐ APPROVAL ☑ CONSTRUCTION

WALL LEGEND

CHECKED BY	SIGN	DATE	CHECKED BY	SIGN	DATE	CHECKED BY	SIGN	DATE
ARCHITECTURE			HVAC			GIS		
CIVIL & STRUCTURAL			FPS			GEOTECH		
ELECTRICAL			PIPING					
ELV1 SYSTEM			PHE					

This drawing is the property of L&T Construction, BAF-EDRC and must not be passed on to any person or body not authorised by us to receive it, nor be copied or otherwise made use either in full or in part by such person or body without our prior permission in writing.

FIRST FLOOR PLAN
1:100

L&T Construction
Buildings & Factories

CLIENT : KHAREL EDUCATIONAL SOCIETY

CONSULTANT: Engineering Design and Research Center (EDRC), L&T Construction - Buildings & Factories

PROJECT: VTI

CONCEPT ARCHITECT :

SUPPLIER/ CONTRACTOR : Larsen & Toubro Limited, Construction, Buildings & Factories

JOB No :

TITLE: VTI
FIRST FLOOR PLAN

	NAME	SIGN	DATE
DSGN	AFA	Dsgn	15-04-22
DRWN		Drwn	20-04-22
CHKD	AFA	Chkd	22-04-22
APPD	VVSR	Appd	25-04-22

SCALE 1:100

DRAWING No.

SIZE A1 | REV A

RELEASED FOR ☐ PRELIMINARY ☐ TENDER ☐ INFORMATION ☐ APPROVAL ☑ CONSTRUCTION

L&T LARSEN & TOUBRO LIMITED
L&T Construction - Chennai

FIRST FLOOR ROOM SCHEDULE	
ROOM TAG	ROOM NAME
01-ST-01	STAIRCASE-1
01-R-01	CLASS ROOM-4
01-R-02	CLASS ROOM-3
01-R-03	CLASS ROOM-2
01-R-04	CLASS ROOM-1
01-R-05	PANTRY
01-R-06	OSTC LAB ROOM-2
01-R-07	STORE ROOM
01-T-00	SHOWER
01-T-01	MALE TOILET
01-T-02	FEMALE TOILET

FIRST FLOOR DOOR SCHEDULE			
TAG	WIDTH	HEIGHT	COUNT
D01	1000	2400	2
D02	1200	2400	11
D03	1000	2400	2
D04	750	2100	12

FIRST FLOOR WINDOW SCHEDULE				
TAG	WIDTH	HEIGHT	SILL HEIGHT	COUNT
W01	1200	1800	1200	1
W02	750	1800	1200	10
V1	600	600	2700	18
V2	600	600	2100	1

NOTES

1. ALL DIMENSIONS ARE IN MILLIMETERS UNLESS & MENTIONED
2. THE DRAWING TO BE READ AND NOT SCALED.
3. FOR ALL ROOM FINISHES REFER ROOM DATA SHEET FINISHES MATRIX.
4. ALL DIMENSIONS SHALL BE VERIFIED ON SITE PRIOR TO START OF WORK AND ANY DISCREPANCY SHALL BE BROUGHT TO THE NOTICE OF THE ARCHITECT WITH IN 7 WORKING DAYS OF RECEIVING THE DRAWINGS, PRIOR TO PROCUREMENT /EXECUTION OF WORKS
5. THE DRAWING SHALL BE READ IN CONJUNCTION WITH ALL RELEVANT ARCHITECTURAL, STRUCTURAL, AND MEP DRAWINGS
6. THE LOCATION OF MEP FIXTURES SHALL BE ACCORDING TO THE DRAWING AND THE SAME SHALL BE CHECKED WITH THE RESPECTIVE DISCIPLINE DRAWINGS AND SITE.
7. THE SIZES AND DETAILS OF MEP FIXTURES SHOWN ARE INDICATIVE ONLY. FOR DETAILS REFER RESPECTIVE DISCIPLINE DRAWINGS
8. FOR FLOOR PLANS OF SUBSEQUENT BUILDING NO.

WALL LEGEND

- 300MM BLOCK WALL
- 250MM BLOCK WALL
- 200MM BLOCK WALL
- 150MM BLOCK WALL
- 100 MM GLAZED WALL
- DRYWALL PARTITION
- RC COLUMN

EXISTING LEGEND

- EXT. OUT OF FLOOR SLAB
- EXISTING

FLOOR LEVEL (Height) — ROOM TAG — ROOM SEQUENTIAL NO. — ROOM TYPE

ROOM TYPE	DESCRIPTION
L	LIFT LOBBY
S	SERVICE ROOMS (ELEVATOR, ELEVATOR ROOM etc.)
T	TOILET
R	OTHER ROOMS (OFFICE/SECURITY/LIGHTING/TOILET/KITCHEN, LAND etc.)
ST	STAIRCASE

ABBREVIATIONS

LVL	-	LEVEL
FF	-	FINISHED FLOOR LEVEL

REVISIONS								
CHECKED BY	SIGN	DATE	CHECKED BY	SIGN	DATE	CHECKED BY	SIGN	DATE
ARCHITECTURE			HVAC			QA		
CIVIL & STRUCTURAL			PHE			GEOTECH.		
ELECTRICAL			PIPING					
ELVI SYSTEM			FHE					

NO.	ISSUES FOR CONSTRUCTION	Dsgn	Drwn	Chkd	Appd
	DESCRIPTION	DESIGNED	DRAWN	CHECKED	APPROVED

This drawing is the property of L&T Construction, BAT-EDRC and must not be passed on to any person or body not authorised by us to receive it nor be copied or otherwise made use of either in full or in part by such person or body without our prior permission in writing.

SECOND FLOOR PLAN
1:100

L&T Construction
Buildings & Factories

CLIENT : KHAREL EDUCATIONAL SOCIETY

CONSULTANT: Engineering Design and Research Center (EDRC), L&T Construction - Buildings & Factories

PROJECT: VTI

CONCEPT ARCHITECT :

SUPPLIER/ CONTRACTOR : Larsen & Toubro Limited, Construction, Buildings & Factories

JOB No :

	NAME	SIGN	DATE
DRWN	AFA	Digit	19-04-22
DRWN		Chkr	20-04-22
CHKD	AFA	Chkr	20-04-22
APPD	HSH	Appr	26-04-22

TITLE: VTI
SECOND FLOOR PLAN

SCALE 1:100

DRAWING No.

SIZE A1 REV A

RELEASED FOR: ☐ PRELIMINARY ☐ TENDER ☐ INFORMATION ☐ APPROVAL ☑ CONSTRUCTION

REVISIONS								
REV NO	DESCRIPTION	DESIGNED	DRAWN	CHECKED	APPROVED
1	ISSUE FOR CONSTRUCTION	Digit 19/4	Jeyn 20/4	Chkr 20/4	Appr 21/4

CHECKED BY	SIGN	DATE	CHECKED BY	SIGN	DATE	CHECKED BY	SIGN	DATE
ARCHITECTURE			HVAC			QS		
CIVIL & STRUCTURAL			FPS			GEOTECH.		
ELECTRICAL			PIPING					
ELV SYSTEM			PHE					

WALL LEGEND

300MM BLOCKWALL	
150MM BLOCKWALL	
200MM BLOCKWALL	
100MM BLOCKWALL	
600MM LEDGE WALL	
DRY WALL PARTITION	
RC COLUMN	

CUTOUT LEGEND

CUT OUT ON FLOOR SLAB	
EXISTING	
BANDING / SOFFIT	
BEAM	

FLOOR TYPE	FLOOR SYMBOL NO.
LEVEL	ROOM TYPE

ROOM TYPE	DESIGN WIDTH
L	LIFT LOBBY
S	SERVICE ROOMS (CLEAN DUCT, BLOWER ROOM etc.)
T	TOILET
R	OTHER ROOMS (EXPRESS BALCONY / VERTICAL SHAFT SHAFTS / SAFE LANDING ETC.)
RT	RAMP/CAR

ABBREVIATIONS

LVL	-	LEVEL
FFL	-	FINISHED FLOOR LEVEL

SECOND FLOOR ROOM SCHEDULE

ROOM TAG	ROOM NAME
02-ST-01	STAIRCASE-1
02-R-01	CLASS ROOM-4
02-R-02	CLASS ROOM-3
02-R-03	CLASS ROOM-2
02-R-04	CLASS ROOM-1
02-R-05	PANTRY
02-R-06	OFFICE
02-R-07	40 PAX
02-R-08	40 PAX
02-R-09	40 PAX
02-R-10	DINING HALL
02-R-11	40 PAX
02-R-12	CORRIDOR
02-T-01	MALE TOILET
02-T-02	FEMALE TOILET
02-T-03	MALE TOILET
02-T-04	FEMALE TOILET

SECOND FLOOR DOOR SCHEDULE

TAG	WIDTH	HEIGHT	COUNT
D1	1000	2400	4
D2	1200	2400	10
D3	1500	2100	4
D4	750	2100	13

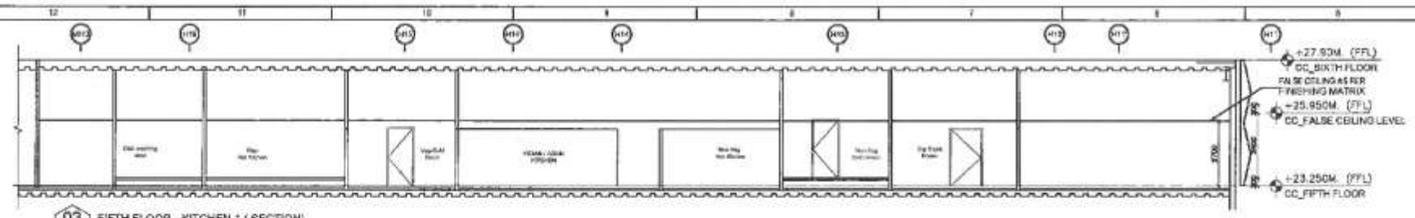
SECOND FLOOR WINDOW SCHEDULE

TAG	WIDTH	HEIGHT	SILL HEIGHT	COUNT
W1	1200	1800	1200	3
W2	1800	1800	1200	18
V1	600	600	2100	22
V2	600	600	2100	1

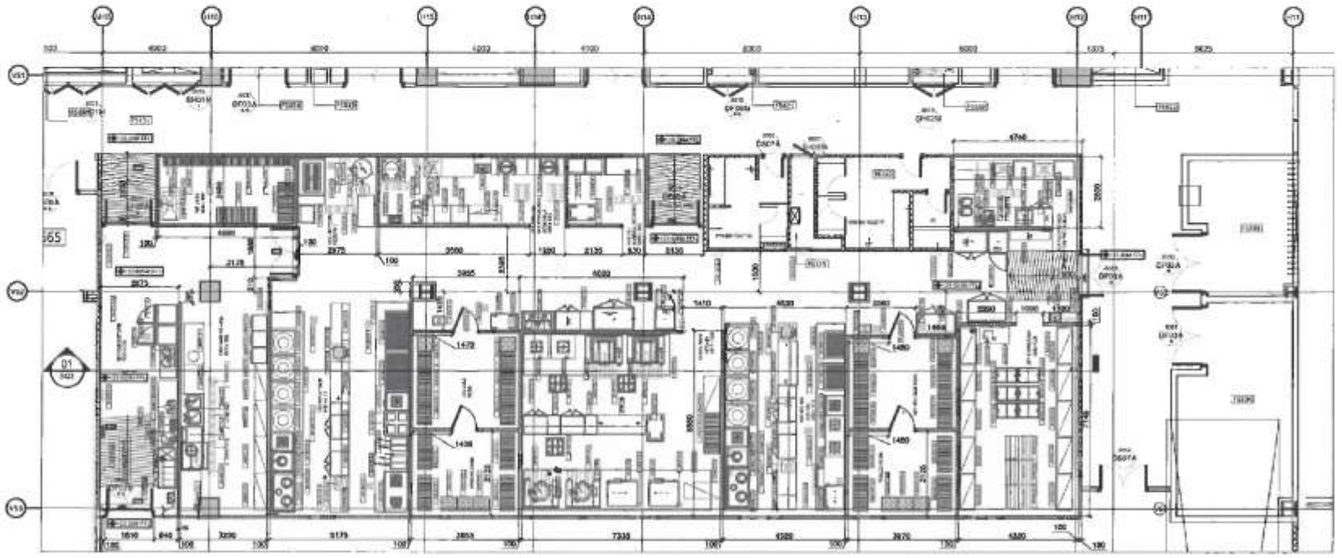
NOTES

1. ALL DIMENSIONS ARE IN MILLIMETERS UNLESS OTHERWISE
2. THE DRAWING TO BE READ AND NOT SCALED
3. FOR ALL ROOM FINISHES REFER ROOM DATA SCHEDULE AND FINISHING MATRIX
4. ALL DIMENSIONS SHALL BE VERIFIED ON SITE PRIOR TO START OF WORK AND ANY DISCREPANCY SHALL BE BROUGHT TO THE NOTICE OF THE ARCHITECT WITHIN 7 WORKING DAYS OF RECEIVING THE DRAWINGS, PRIOR TO PROCUREMENT/ EXECUTION OF WORKS
5. THE DRAWING SHALL BE READ IN CONJUNCTION WITH ALL OTHER ARCHITECTURAL, STRUCTURAL AND MEP DRAWINGS
6. THE LOCATION OF MEP FIXTURES SHALL BE ACCORDING TO THE DRAWING AND THE SAME SHALL BE CHECKED WITH THE RESPECTIVE DISCIPLINE DRAWINGS AND SITE.
7. THE SIZES AND DETAILS OF MEP FIXTURES SHOWN ARE INDICATIVE ONLY. FOR DETAILS REFER RESPECTIVE DISCIPLINE DRAWINGS
8. FOR FLOOR PLANS OF M.E.P. SERVICES REFER DRAWINGS

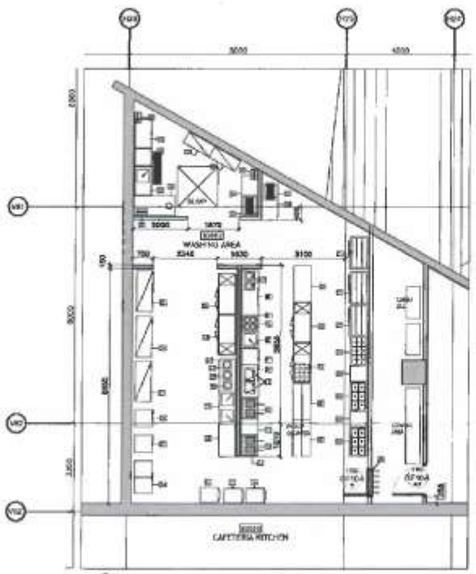
C:\Users\USER\Documents\25-04-22-VTI.dwg, 25-04-2022 16:36:53, DWG To PDF.pc3



03 FIFTH FLOOR - KITCHEN 1 (SECTION)
SCALE: 1:100

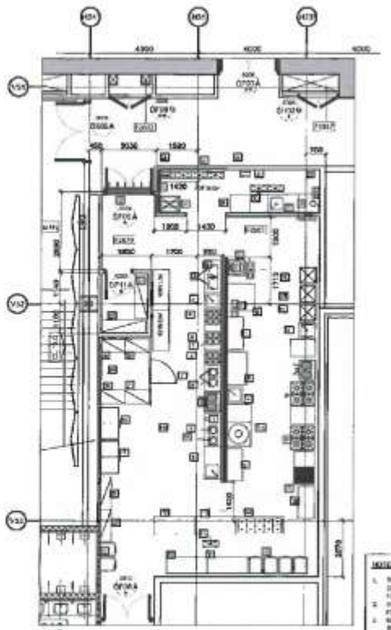


03 FIFTH FLOOR - KITCHEN 1
SCALE: 1:100



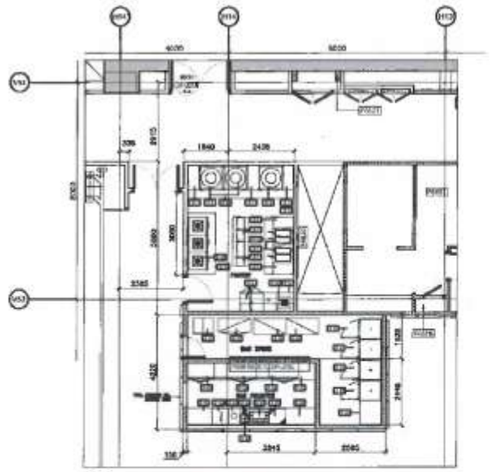
01 BASEMENT 01- CAFETERIA KITCHEN
SCALE: 1:100

NOTE:
1. THIS KITCHEN IS DESIGNED FOR CAFE SERVICE FOODS
2. MRP PROVE A GO TO BE EQUIPMENT, WHICH HAS SOFT DRINKS AND SNACKS & CHOCOLATES.



02 SECOND FLOOR - KITCHEN
SCALE: 1:100

NOTE:
1. THIS KITCHEN SHALL BE DESIGNED FOR PWD STANDARD FOODS.
2. INDIAN AND CONTINENTAL FOOD SHALL BE SERVED.
3. BEVERAGES OF HOT & COLD SHALL BE SERVED.
4. 1100 (MIN) CM KITCHEN AREA SHALL BE DEPICTED HERE.
5. FOR BOH LAYOUT REFER DWG NO: 017203-A-SP-07-WD-0450



04 SIXTH FLOOR - SERVERY
SCALE: 1:100

F5 LEVEL REVISED AS PER CLIENT LETTER DTD: - IECC-GEN-ASCOM-LT-478-DSGN-4280

FOR F5 & F6 KITCHEN LAYOUT,

1. THIS DRAWING / LAYOUT HAS BEEN UPDATED BASED ON INPUT DRAWING RECEIVED FROM PMC TEAM VIDE E-MAIL ON 21-01-2021 AND KITCHEN EQUIPMENT DETAILS RECEIVED FROM PMC TEAM VIDE E-MAIL ON 12-02-2021.
2. AS THESE LAYOUTS / EQUIPMENT ARE UPDATED BASED ON CLIENT / PMC INPUTS, EPCC HAS ONLY REPRODUCED THE SAME AS INSTRUCTED FROM PMC AND DO NOT HAVE ANY BINDING TO DISCREPANCIES OR FUNCTIONAL ISSUES IF ANY RAISING OF THESE REVISED LAYOUTS.
3. FOR "KITCHEN EQUIPMENT LIST"- REFER TO DOCUMENT SHARED FROM PMC TEAM ON 12.02.2021.

L&T LARSEN & TOUBRO LIMITED
L&T Construction - Chennai

Owner / Employer
India International Convention & Exhibition Centre (I)Pvt Ltd
Department of Industrial Policy and
Government of India

Knowledge Partner
Delhi Mumbai Industrial Corridor Development Corporation

Employer's Representatives
Employer's Engineer
Programme Management Consultant (PMC)

Preliminary Engineering Architecture Consultants (PEAC)
idom
SPECTRUM DESIGN

EPC Contractor
L&T Construction
Buildings & Factories

EPC Contractor's Representatives
Design Consultant
Engineering Design and Research Center (EDRC)
L&T Construction - Buildings & Factories

Architectural Consultant
ARCOP

Structural Proof Consultant
Indian Institute of Technology (R) Madras

MEP Proof Consultant
Egis India Consulting Engineers Pvt. Ltd.

Certification

EPC Contractor	
Design Consultant	
Architectural Consultant	
Proof Consultant	
Structural	MEP
PMC	

Issued by:
Employer / Employer's Engineer

Rev	Description	Date	Drawn	Checked	Approved
R1	GOOD FOR CONSTRUCTION	15.03.21	AQ	AC	DK
RFI					

Revisions

ARCHITECTURAL			RFI		
STRUCTURAL			RFI/RIC		
ELECTRICAL			PLB		
E.V SYSTEM			ISB		
HVAC			GRC/RCN		
CHECKED BY	SIGN	DATE	CHECKED BY	SIGN	DATE

EPC Contractor
L&T Construction
Buildings & Factories
JOB No : 017203

Project Name
DESIGN AND CONSTRUCTION OF INDIA INTERNATIONAL CONVENTION & EXPO CENTRE - PHASE I

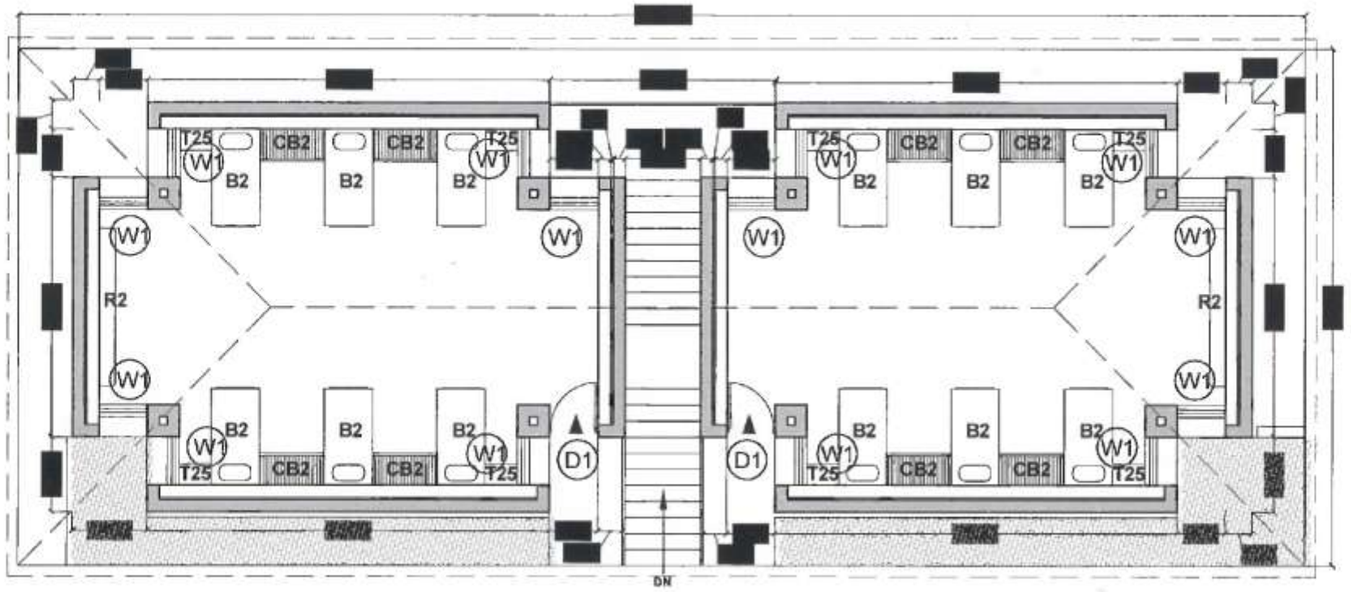
Drawing Status

Drawing No			Rev. No
A	07	0451	R1

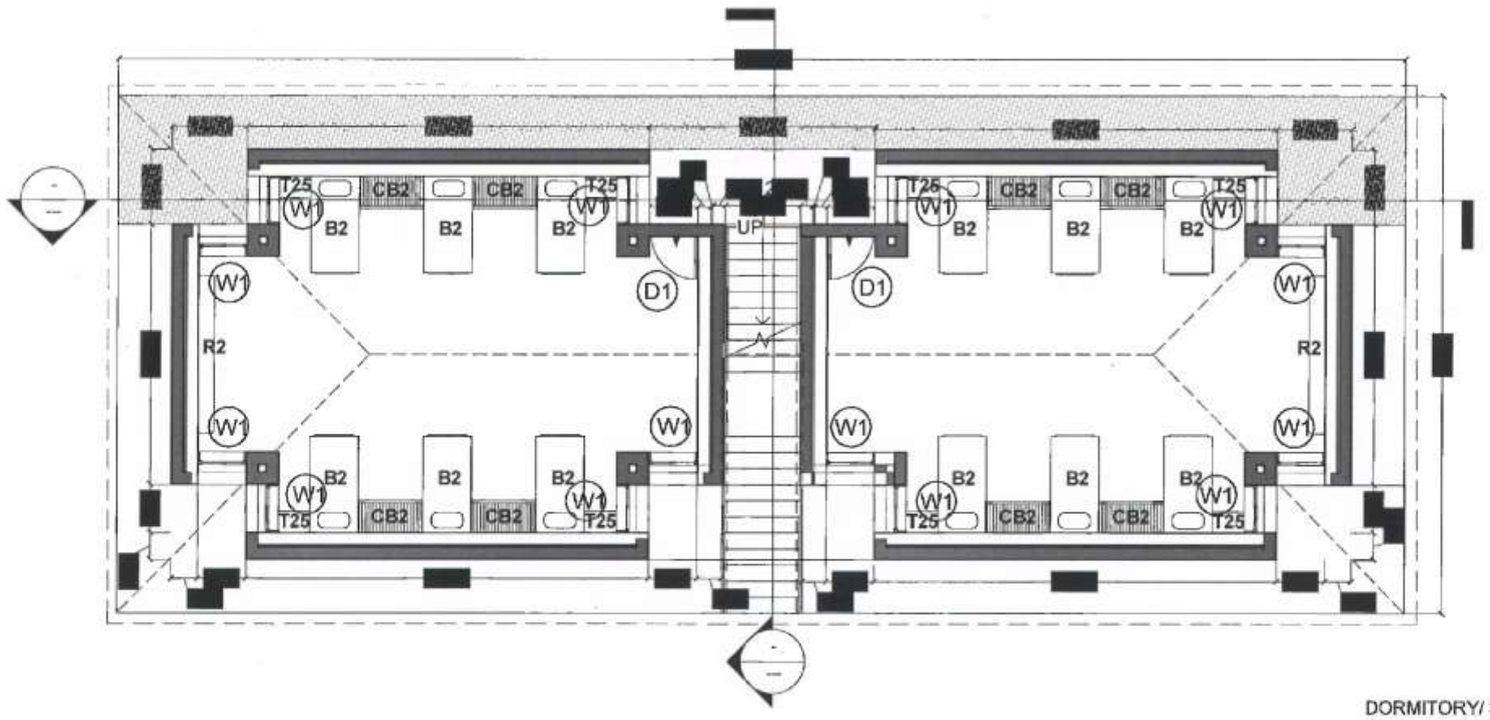
Title :
CONVENTION CENTRE
KITCHEN LAYOUTS

EDRC DWG No :	Scale :	Sheet Size
017203 - A - SP - 07 - WD - 0451	1:100	A1

This drawing is the property of L&T Construction. All rights reserved. This drawing and design is copyrighted and may not be reproduced or used in any manner except as authorised by L&T Construction in writing.



DORMITORY / STAFF QUARTERS
GROUND FLOOR



DORMITORY/ STAFF QUARTERS
LOWER GROUND FLOOR

KEY PLAN

N
DIRECTION

GENERAL NOTES

L&T LARSEN & TOUBRO LIMITED
L&T Construction - Chennai

REAL

ISSUED FOR

REVISIONS

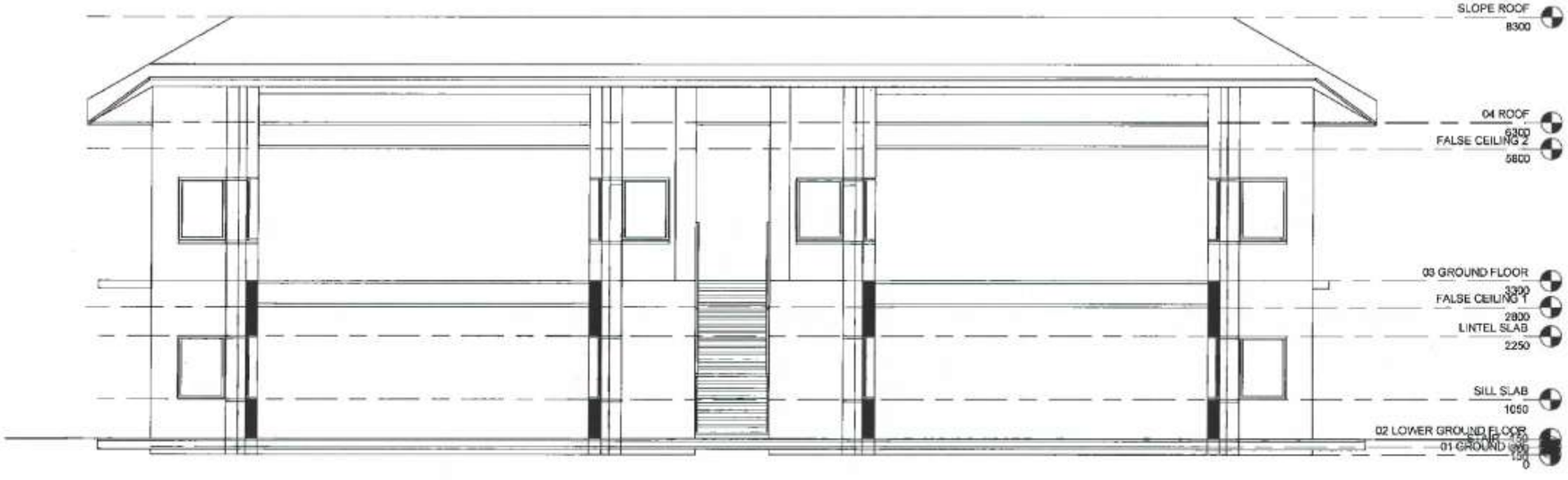
Rev.	DATE	DESCRIPTION

DRAWING NAME: DORMITORY/ STAFF QUARTERS

DRAWING NUMBER: SOO/MP/A/01



SECTION - A



SECTION - B

DIRECTION

GENERAL NOTES

LARSEN & TOUBRO LIMITED
L&T Construction - Chennai

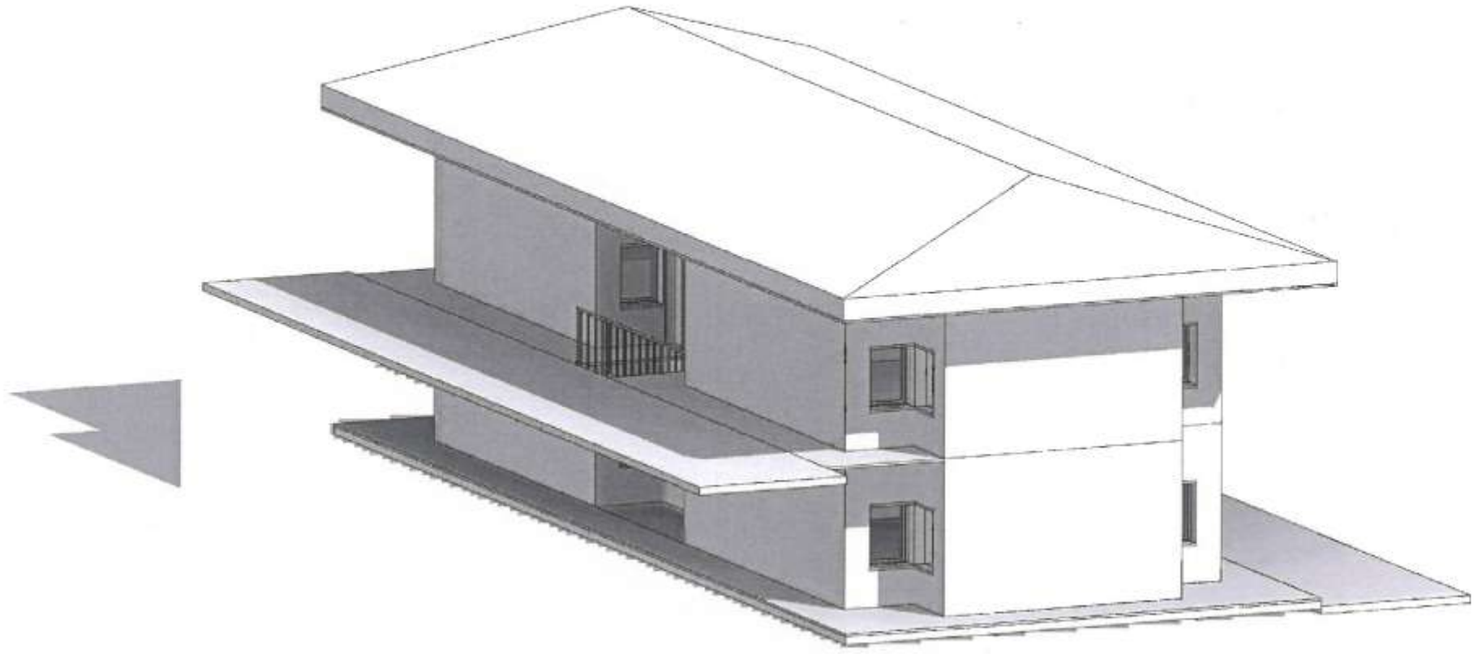
SEAL

ISSUED FOR

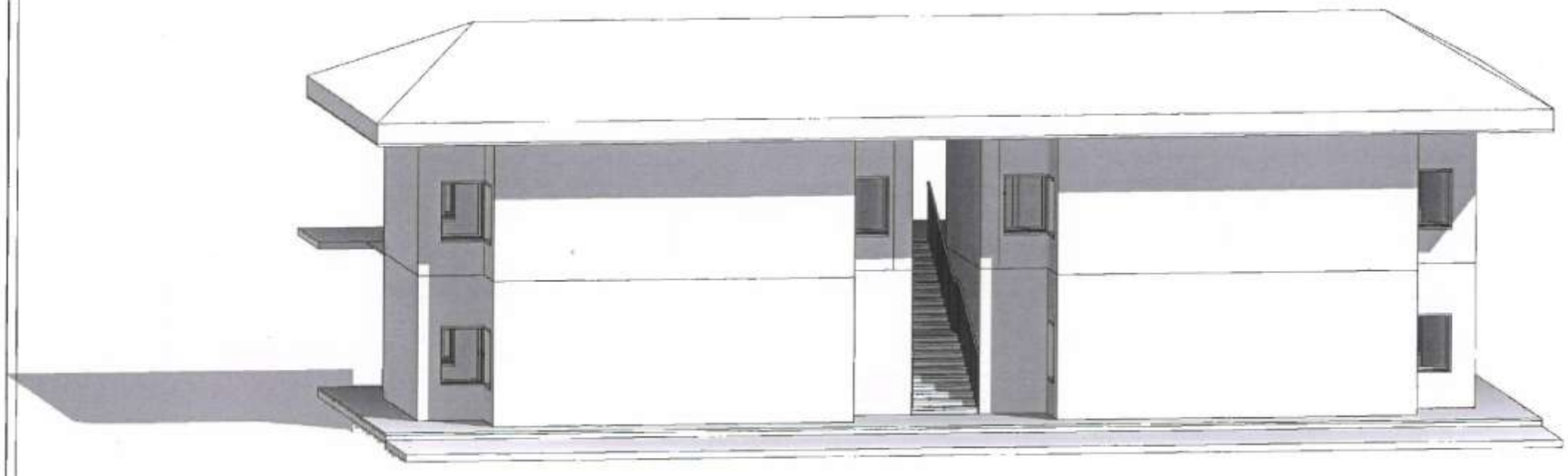
REVISIONS		
Rev	DATE	DESCRIPTION

DATE	24/02/2022	CURRENT REVISION
SCALE	1:50	R0
DRAWN BY	KANUPRIYA	SHEET SIZE : A1@841/594mm
CHECKED BY	SUMIT	

DRAWING NAME	DORMITORY/ STAFF QUARTERS
DRAWING NUMBER	SOO/MP/A/01



DORMITORY VIEW -1



DORMITORY VIEW - 2

DIRECTION

GENERAL NOTES

L&T LARSEN & TOUBRO LIMITED
L&T Construction - Chennai

SEAL

ISSUED FOR

REVISIONS

Rev	DATE	DESCRIPTION

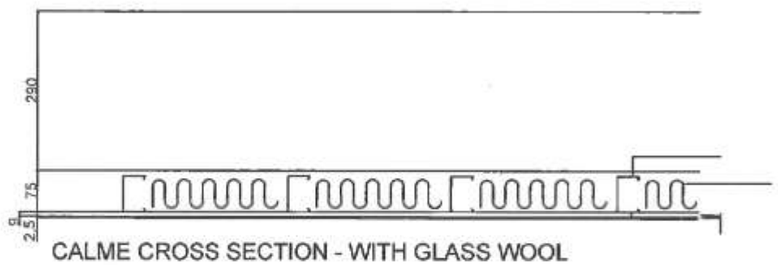
CURRENT REVISION
R0

SHEET SIZE :
A1@841/594mm

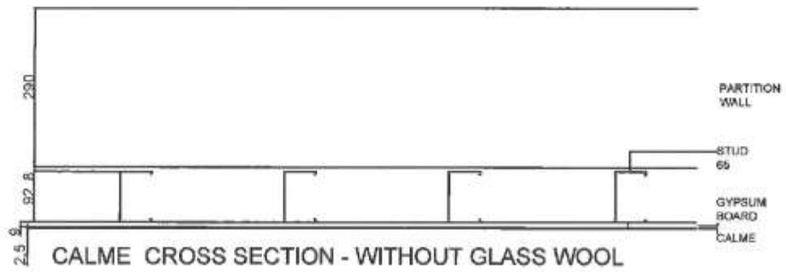
DRAWING NAME: DORMITORY/ STAFF QUARTERS

DRAWING NUMBER: SOO/MP/A/01

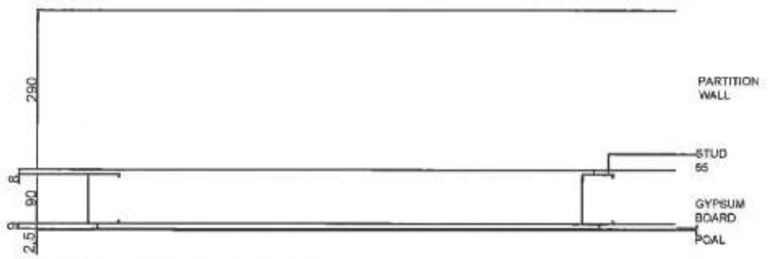
This drawing is the property of L&T Construction, B&F-EDRC and must not be passed on to any person or body not authorised by us to receive it nor be copied or otherwise made use either in full or in part by such person or body without our prior permission in writing.



CALME CROSS SECTION - WITH GLASS WOOL

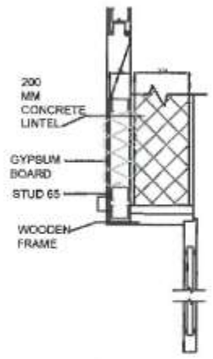


CALME CROSS SECTION - WITHOUT GLASS WOOL

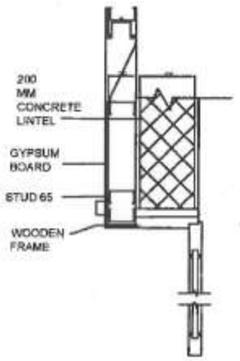


POAL - CROSS SECTION

SCALE - 1:10

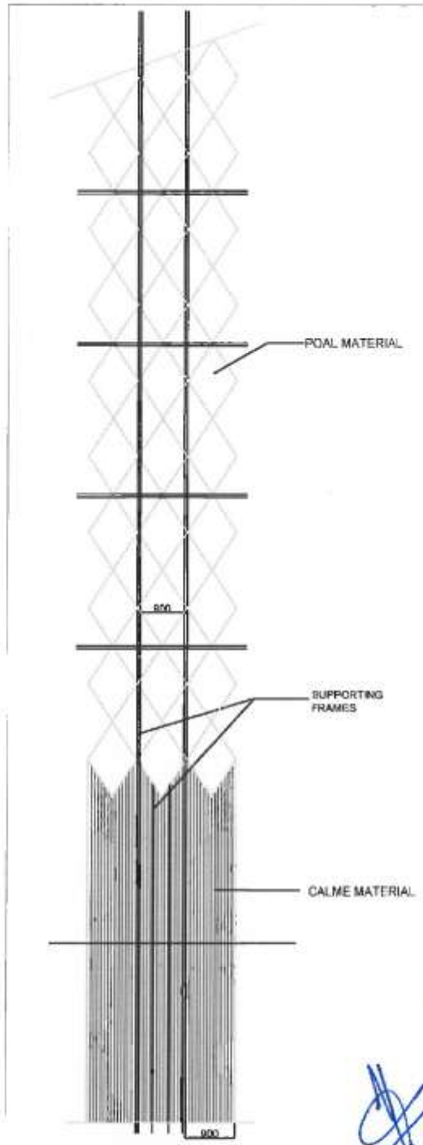


WITH GLASS WOOL



WITHOUT GLASS WOOL

TYPICAL SECTION OF LINTEL WITH DETAILS
SCALE - 1:20



Elevation - poal and calme
scale - 1:100

L&T LARSEN & TOUBRO LIMITED L&T Construction, Chennai

REV NO.	DESCRIPTION	Dsgn / DESIGNED	Drwn / DRAWN	Chkd / CHECKED	Aprd / APPROVED
-	-	Dsgn -	Drwn -	Chkd -	Aprd -

REVISIONS

CHECKED BY	SIGN	DATE	CHECKED BY	SIGN	DATE	CHECKED BY	SIGN	DATE
ARCHITECTURE			HVAC			GIS		
CIVIL & STRUCTURAL			FPS			GEOTECH.		
ELECTRICAL			PIPING					
ELV SYSTEM			PHE					

L&T Construction
Buildings & Factories

CLIENT : Client Name

CONSULTANT : Engineering Design and Research Center (EDRC), L&T Construction - Buildings & Factories

PROJECT : IICC-AUDITORIUM

CONCEPT ARCHITECT : Concept Architect

SUPPLIER/ CONTRACTOR : Larsen & Toubro Limited, Construction, Buildings & Factories

JOB No : OXXXXX

TITLE: FIXING DETAILING

DRAWING No. OXXXXX - A - SP - 00 -WD - 0001 SHEET: 1 OF 1

	NAME	SIGN	DATE
DSGN	Dsgn	Dsgn	-
DRWN	Drwn	Drwn	-
CHKD	Chkd	Chkd	-
APPD	Aprd	Aprd	-

SECTION / ELEVATION MARKING — DRAWING NUMBER — SCALE 1:100, 1:200 — SIZE A3 — REV A

RELEASED FOR ☐ PRELIMINARY ☐ TENDER ☐ INFORMATION ☐ APPROVAL ☐ CONSTRUCTION

PROJECTION

GN - ST - 34 - R3

CRITICAL OVERVIEW

L&T Construction is a division of Larsen & Toubro (L&T) a major Indian technology, engineering, construction, manufacturing, andfinancial services conglomerate, with global operations. My internship experience at L&T Construction for the past four months hasallowed me to learn more about the detailed drawings required for proper construction. I have had the chance to work on different large-scale projects as we usually work on a smaller scale projects at college. It helped me to understand more deeply the differentstages of how a project evolves. My overall experience working with one of the best teams and a great work environment helped me to grow and learn, has been very beneficial as we got to know new things every day like project development, work culture, andteam coordination, and also have significantly improved in understanding the working drawings, Bill of Quantities, and software skills.

I would like to sincerely thank my principal architect and the team for patiently guiding me throughout the course of my professionaltraining period and giving me the opportunity to work and be a part of their team.